**TUMAKURU SMART CITY GPMS TRANSPORTAL**

2018

Tumakuru Smart City

# User Manual

## [GPMS TRANSPORTAL FOR SMART CITY]

Tumakuru Smart City / City Corporation becomes the First city in the country to integrate UMANG mobile apps and Block chain technology step Various Central, State, Municipality, Smart City, Government Departments API's integration with the GPMS Transportal for providing government to citizen's services at citizen's door step

## User Manual for Tumakuru Smart City GPMS Transportal:

**GPMS Transportal User Roles*:**

1. **Admin user**: This group of users can see the all the projects, projects' status, employees, user activities, uploaded documents and Reports, creating masters such as Designation, Department, Schemes/Programs, New Proposals, adding Stakeholders. Monitoring Reports, QPR Projects, modified and deleted projects.
   After he approves the projects created by Enterprise Head group users, the Enterprise Had group users can generate the Project Code
2. **Organization Head**: This group of users can create the project and edit the project details. Upload project related documents, task management, recording minutes of meetings, milestones and for any issues, raise a complaint in the Help Desk.
   He cannot edit the project details created by employees of the same organization.
3. **Policy Admin**: This group user can create users/employees of the organization. But do not have access to Projects
4. **Stakeholder**: View the project details and upload Bills and enter Bill details
5. **Case worker:** This group user can verify the Bill Details provided by Contractor, and can enter Deduction details and prepare cheque, once got the approval from CFO
6. **Assistant Engineer**: Approve or Reject the Bill details
7. **Assistant Executive Engineer**: Approve or Reject the Bill details
8. **Executive Engineer**: Approve or Reject the Bill details
9. **Chief Engineer**: Approve or Reject the Bill details
10. **Chief Accounts Officer**: Approve or Reject the Bill details and instruct Case worker to prepare the Cheque
11. **Joint Managing Director**: Approve or Reject the Bill details
12. **Managing Director**: Approve or Reject the Bill details and approve or reject the cheque prepared

**TUMAKURU SMART CITY GPMS TRANSPORTAL**

**User: Organization Head**

The user will have access to:

**GPMS Module**(GLOCAL PROJECT MONITORING SYSTEM) – for creating and editing projects and its status

**FMS Module**(FINANCIAL MANAGEMENT SYSTEM) – for generating various municipality receipts

**DMS Module**(DOCUMENT MANAGEMENT SYSTEM) – for document management

**Smart Cities Module**: The information of all the Smart Cities are visible

**Steps:**

Visit http://www.smartcitytumakuru.in/ and **click on the menu PMU** for Tumakuru Smart City GPMS Transportal

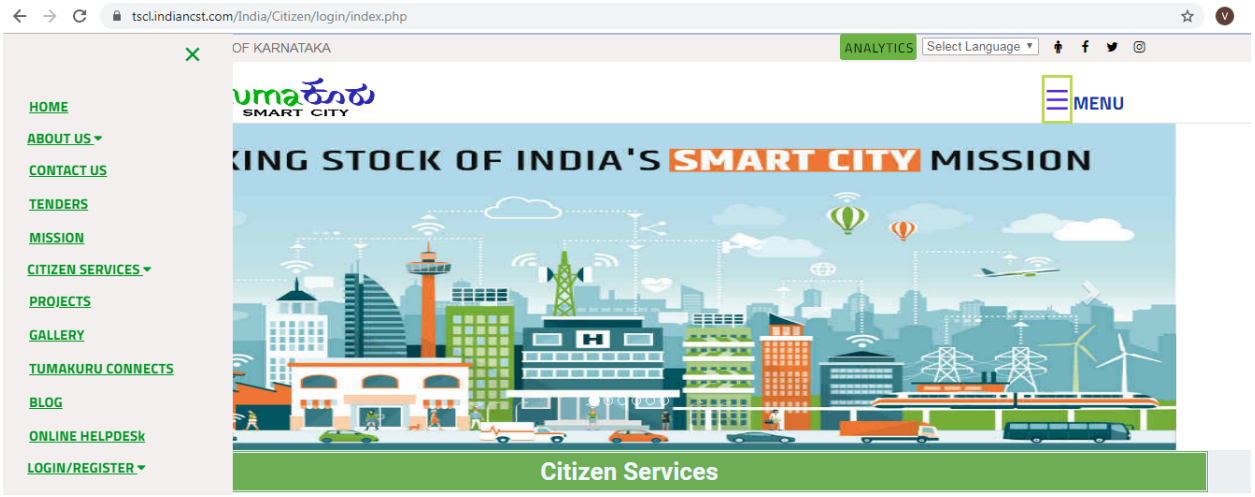

## TUMAKURU SMART CITY GPMS TRANSPORTAL

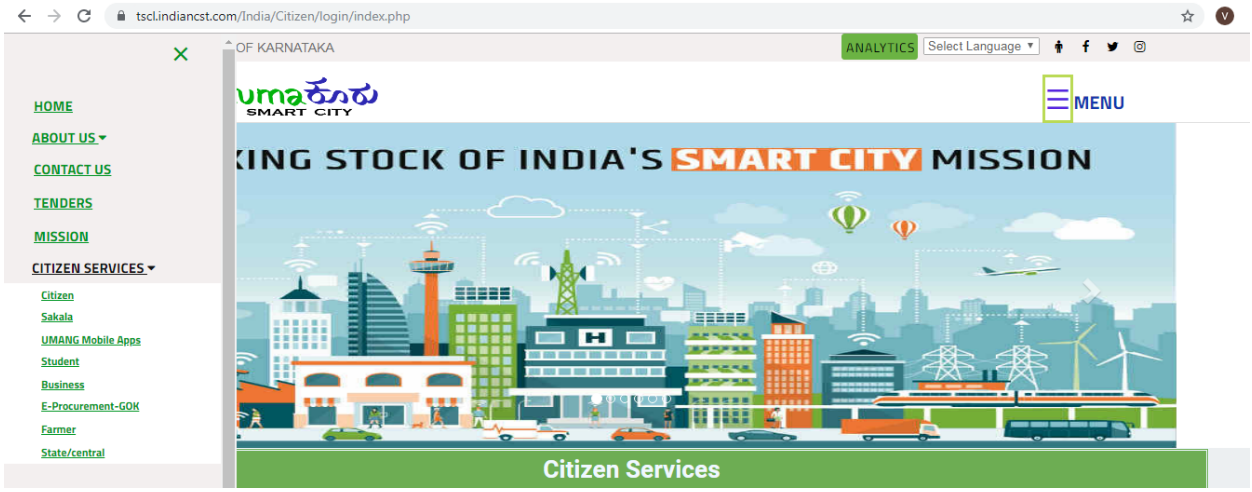


## Citizen Services



**TUMAKURU SMART CITY GPMS TRANSPORTAL**

## Projects

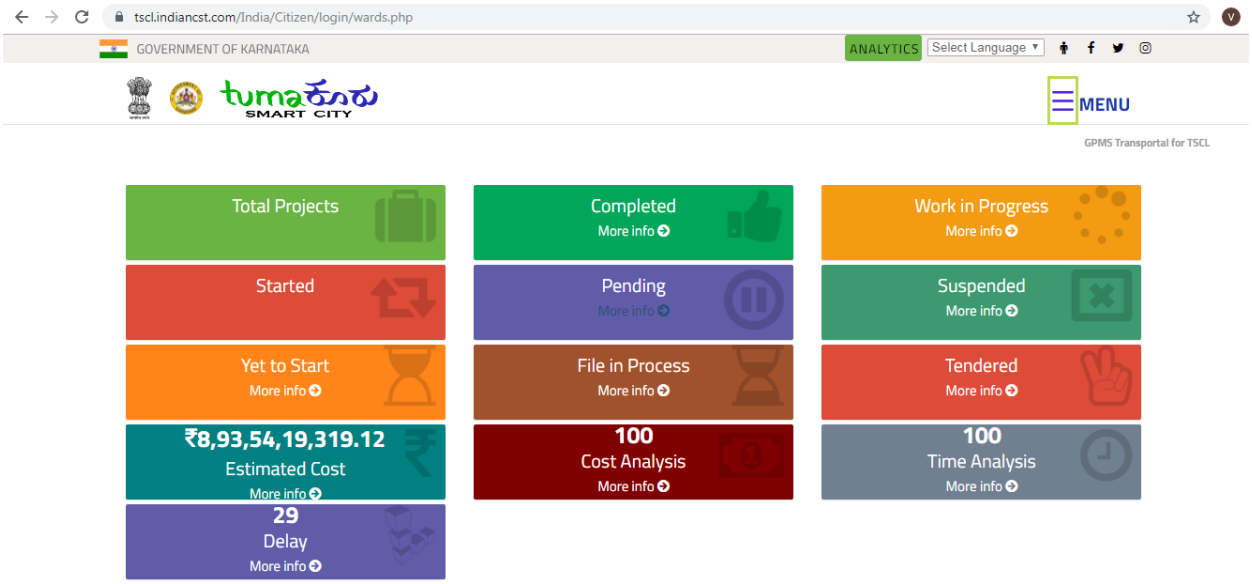


The columns **Reason for Delay and Number of Days Project Delayed** have been added, the values are being auto filled.

| # | Project Name | Amount Sanctioned(in Lakh) | Place of work | Name of contractor | Work Status | Images | View Details | Feedback |
|---|---|---|---|---|---|---|---|---|
| 1 | Smart Park- Tumakuru University Park | 61,60,000.00 | Ward-19 | A1 Construction | Completed | View Latest Images | View Details | Add |
| 2 | Integrated Command and Control Centre | 96,96,212.00 | PANCITY | M/s Efkon IndiaPVt Ltd | Work In Progress | View Latest Images | View Details | Add |
| 3 | Integrated Bus Terminal | 93,78,00,000.00 | Ward-5 | | Tendered | View Latest Images | View Details | Add |
| 4 | Supply and installation of smart pole in different... See More | 1,02,00,000.00 | Ward-7 | | Tendered | View Latest Images | View Details | Add |
| 5 | Development of Parking conservancies at various ro... See More | 1,40,00,000.00 | | | Tendered | View Latest Images | View Details | Add |
| 6 | Construction and Redevelopment Field Marshall Car... See More | 7,90,00,000.00 | Ward-5 | srinivasa constrictions | Work In Progress | View Latest Images | View Details | Add |

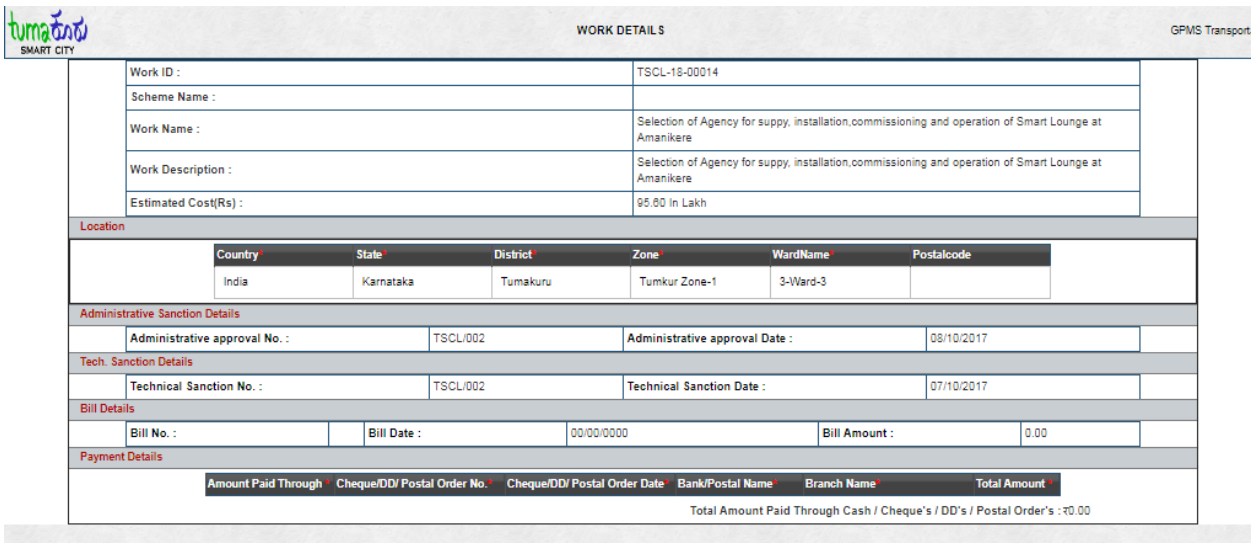

WORK DETAILS

GPMS Transport

| | |
|---|---|
| Work ID : | TSCL-18-00014 |
| Scheme Name : | |
| Work Name : | Selection of Agency for suppy, installation,commissioning and operation of Smart Lounge at Amanikere |
| Work Description : | Selection of Agency for suppy, installation,commissioning and operation of Smart Lounge at Amanikere |
| Estimated Cost(Rs) : | 95.60 In Lakh |

Location

| Country* | State* | District* | Zone* | WardName* | Postalcode |
|---|---|---|---|---|---|
| India | Karnataka | Tumakuru | Tumkur Zone-1 | 3-Ward-3 | |

Administrative Sanction Details

| | | | |
|---|---|---|---|
| Administrative approval No. : | TSCL/002 | Administrative approval Date : | 08/10/2017 |

Tech. Sanction Details

| | | | |
|---|---|---|---|
| Technical Sanction No. : | TSCL/002 | Technical Sanction Date : | 07/10/2017 |

Bill Details

| | | | | | |
|---|---|---|---|---|---|
| Bill No. : | | Bill Date : | 00/00/0000 | Bill Amount : | 0.00 |

Payment Details

| Amount Paid Through * | Cheque/DD/ Postal Order No.* | Cheque/DD/ Postal Order Date* | Bank/Postal Name* | Branch Name* | Total Amount * |
|---|---|---|---|---|---|

Total Amount Paid Through Cash / Cheque's / DD's / Postal Order's : ₹0.00

## Gallery

### Features of Gallery Module

1. Organizational Head Group Users can upload/post any of documents, images, audio and video using their login. All the posts will be visible only to Admin User Login.
2. Only Admin user can approve/disapprove the posts and he can activate the latest/needed one in the Edit link of a particular post, using his login credentials.
3. The approved posts will be visible in the Gallery section in the Home Page of TSCL GPMS Transportal.
4. Search option is enabled for quick retrieve in the Home page.

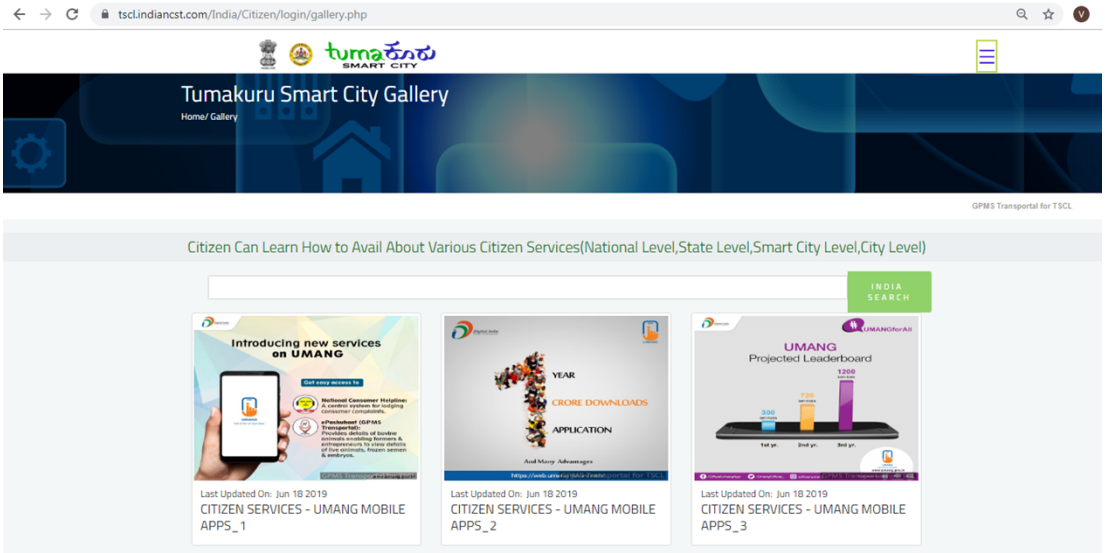


**Blog**

**Features of BLOG Module**

1. Organizational Head Group Users can upload/post any of documents, images, audio and video using their login. All the posts will be visible only to Admin User Login.
2. Only Admin user can approve/disapprove the posts and he can activate the latest/needed one in the Edit link of a particular post, using his login credentials.
3. The approved posts will be visible in the Blog section in the Home Page of TSCL GPMS Transportal.
4. Search option is enabled for quick retrieve in the Home page.

**TUMAKURU SMART CITY GPMS TRANSPORTAL**

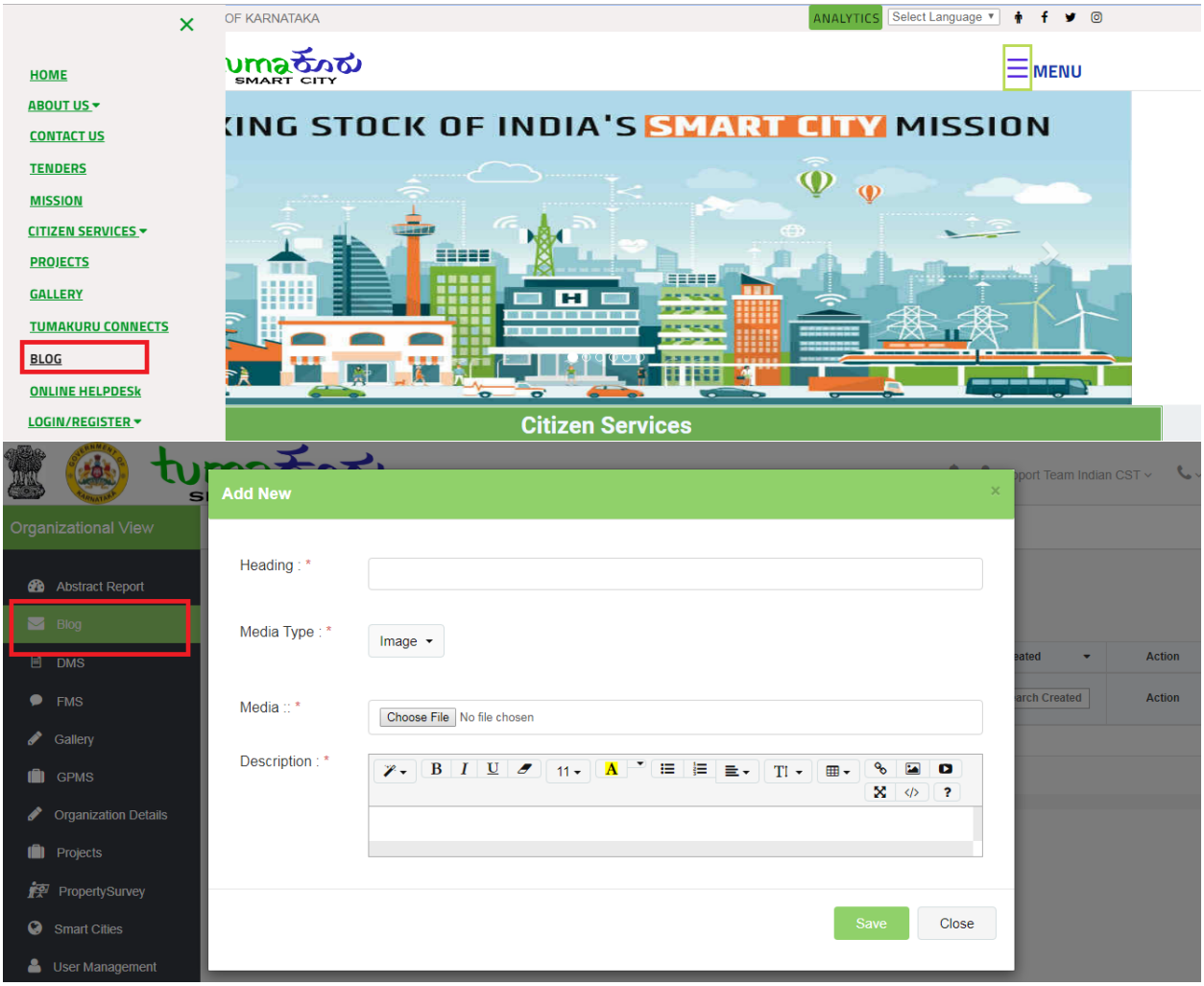

## TUMAKURU SMART CITY GPMS TRANSPORTAL

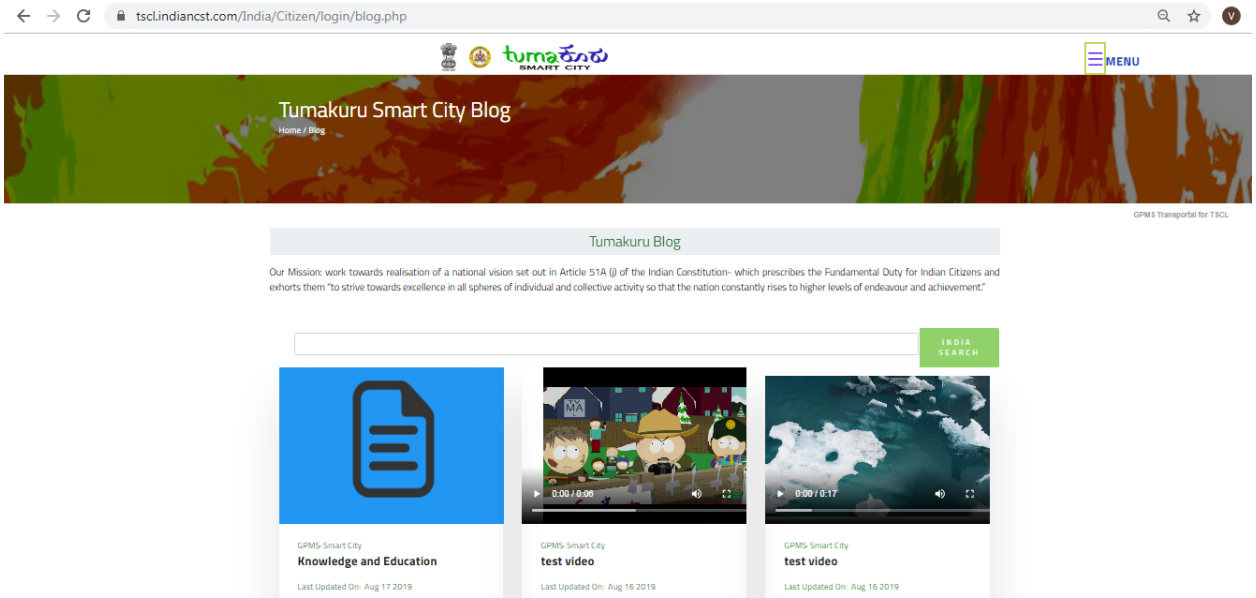

Click on **LOGIN->CORPORATE**

Corporate Users are registered for an organization with assigned Organization Code, Username and Password

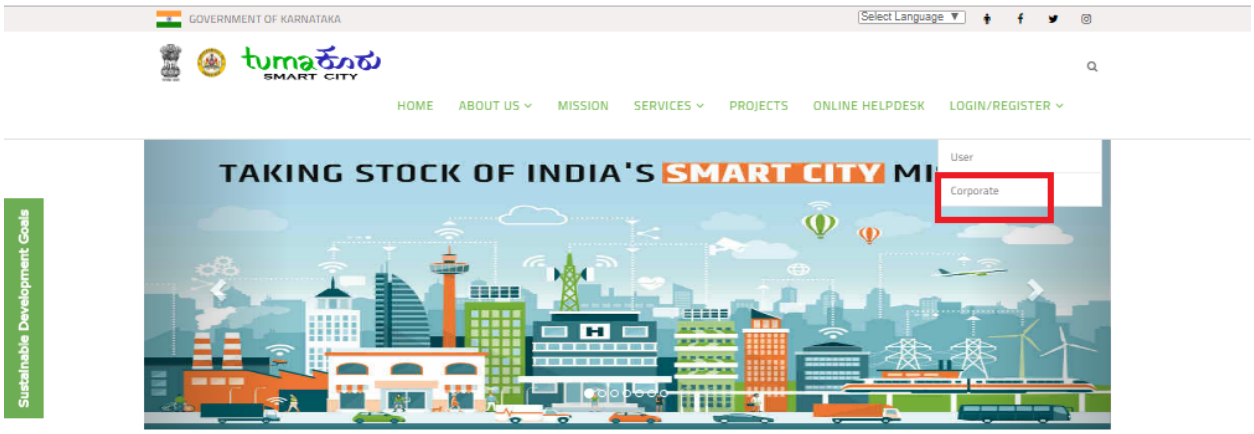


Provide values for Organization Code, Username, Password, CAPCHA value, click on **SUBMIT** button



## TUMAKURU SMART CITY GPMS TRANSPORTAL

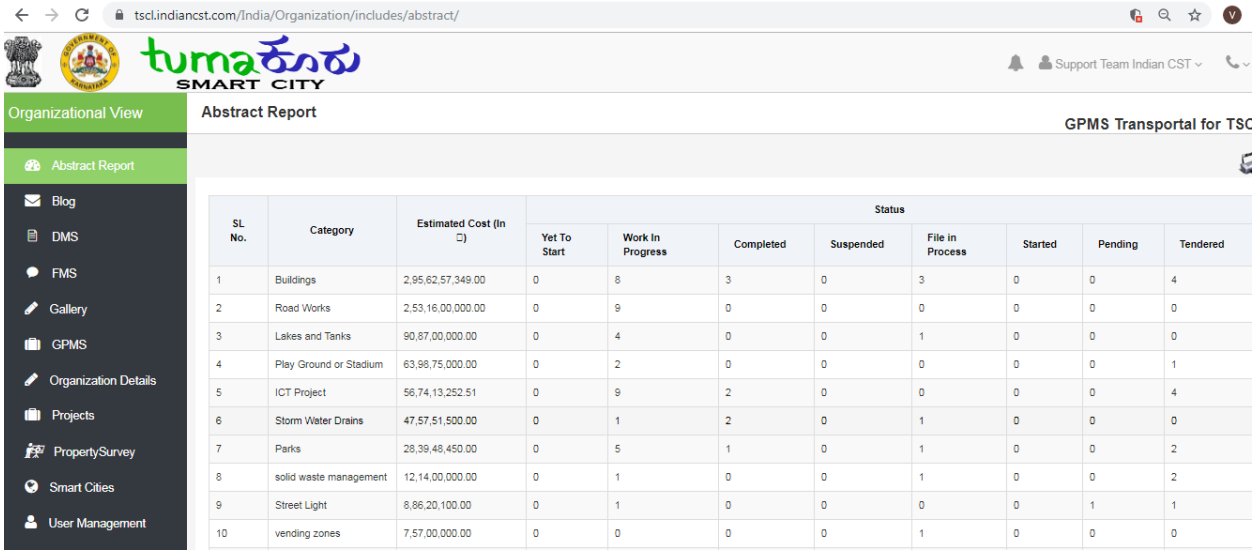


| SL No. | Category | Estimated Cost (In ₹) | Status | | | | | | | |
|---|---|---|---|---|---|---|---|---|---|---|
| | | | Yet To Start | Work In Progress | Completed | Suspended | File in Process | Started | Pending | Tendered |
| 1 | Buildings | 2,95,62,57,349.00 | 0 | 8 | 3 | 0 | 3 | 0 | 0 | 4 |
| 2 | Road Works | 2,53,16,00,000.00 | 0 | 9 | 0 | 0 | 0 | 0 | 0 | 0 |
| 3 | Lakes and Tanks | 90,87,00,000.00 | 0 | 4 | 0 | 0 | 1 | 0 | 0 | 0 |
| 4 | Play Ground or Stadium | 63,98,75,000.00 | 0 | 2 | 0 | 0 | 0 | 0 | 0 | 1 |
| 5 | ICT Project | 56,74,13,252.51 | 0 | 9 | 2 | 0 | 0 | 0 | 0 | 4 |
| 6 | Storm Water Drains | 47,57,51,500.00 | 0 | 1 | 2 | 0 | 1 | 0 | 0 | 0 |
| 7 | Parks | 28,39,48,450.00 | 0 | 5 | 1 | 0 | 1 | 0 | 0 | 2 |
| 8 | solid waste management | 12,14,00,000.00 | 0 | 1 | 0 | 0 | 1 | 0 | 0 | 2 |
| 9 | Street Light | 8,86,20,100.00 | 0 | 1 | 0 | 0 | 0 | 0 | 1 | 1 |
| 10 | vending zones | 7,57,00,000.00 | 0 | 0 | 0 | 0 | 1 | 0 | 0 | 0 |

1. Click on **GPMS** menu

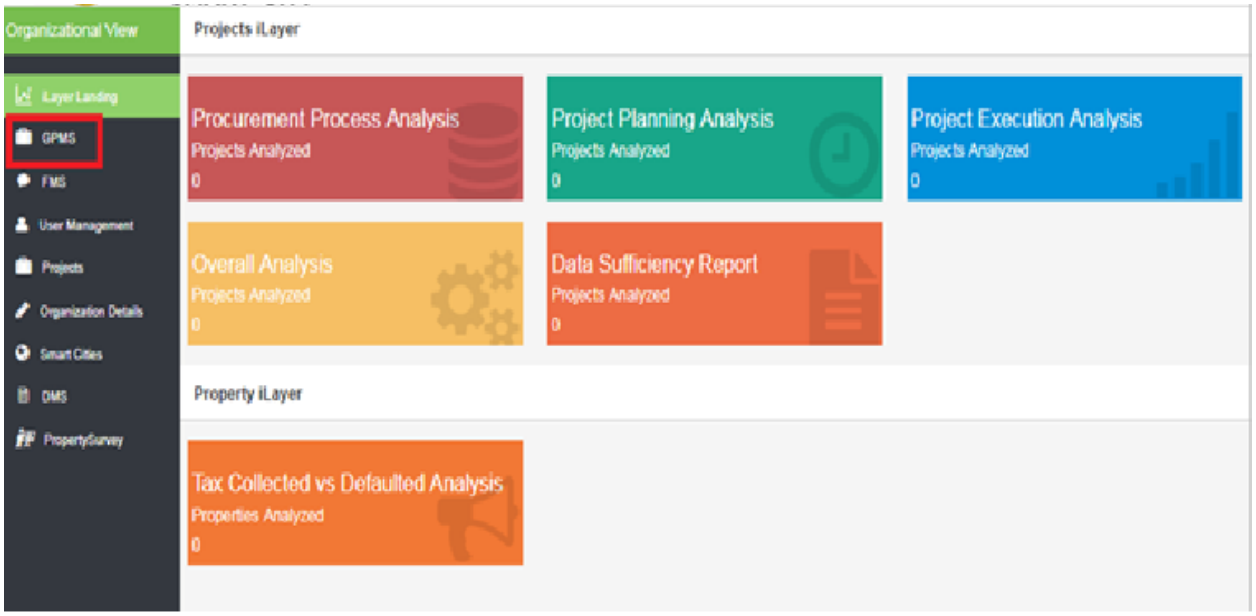

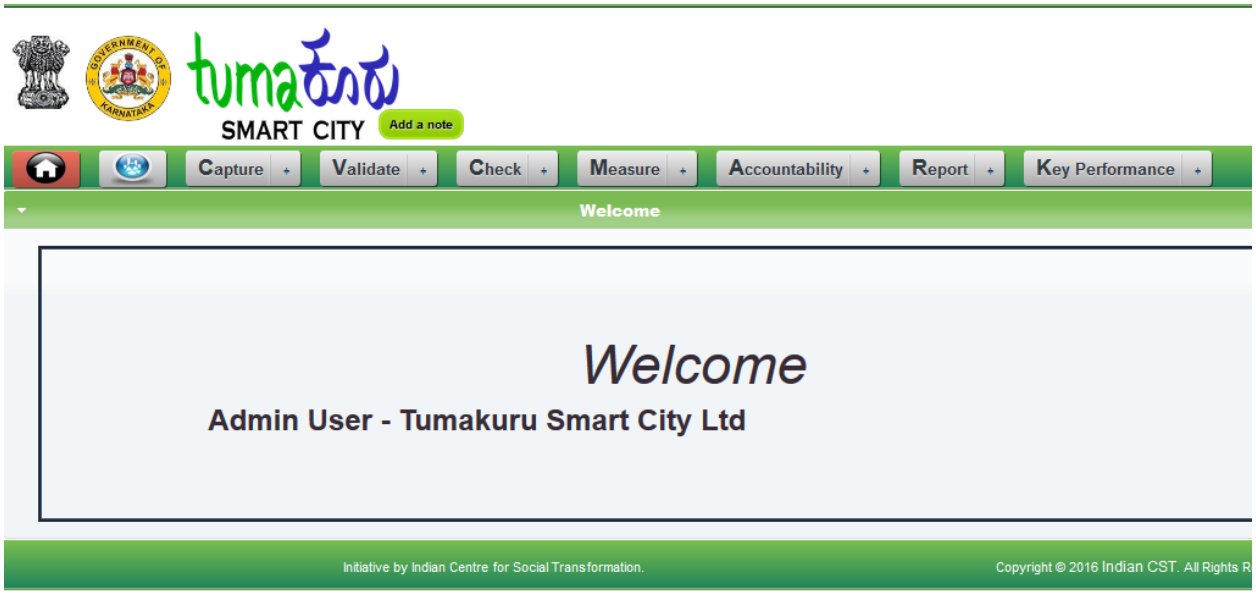


**Features available for Admin User:**

a. Masters: The user can Create Master data for Organization, Organization Users, Departments, Designations and Categories and also can view Master data such as the Organizations, Employees, Department details, Designations and Category.
b. Organizations: Create Organizations (Stakeholder/Contractor), registers employees (Contractors/Stakeholder)
c. Generating Project Code: The user can generate Project Code by providing the needed information of the Project.
d. Once the user generates the Project Code, Approval has to be obtained by his/her higher authority.
e. Once his/her Project gets approved, the user has to enter additional information of the Project. Project Dashboard will be generated.
f. Project Dashboard
g. Uploading Documents against the Project
h. Milestones and Task Management
i. Record Minutes of Meetings
j. Key Performance
k. For any issues, the user can raise the complaint in Helpdesk and also can view the status/response from his higher authorities
l. Reports
m. Notesheet

n. Payment Module

**a. Masters:**

i) Project Dashboard→ **Capture->Masters→Departments**

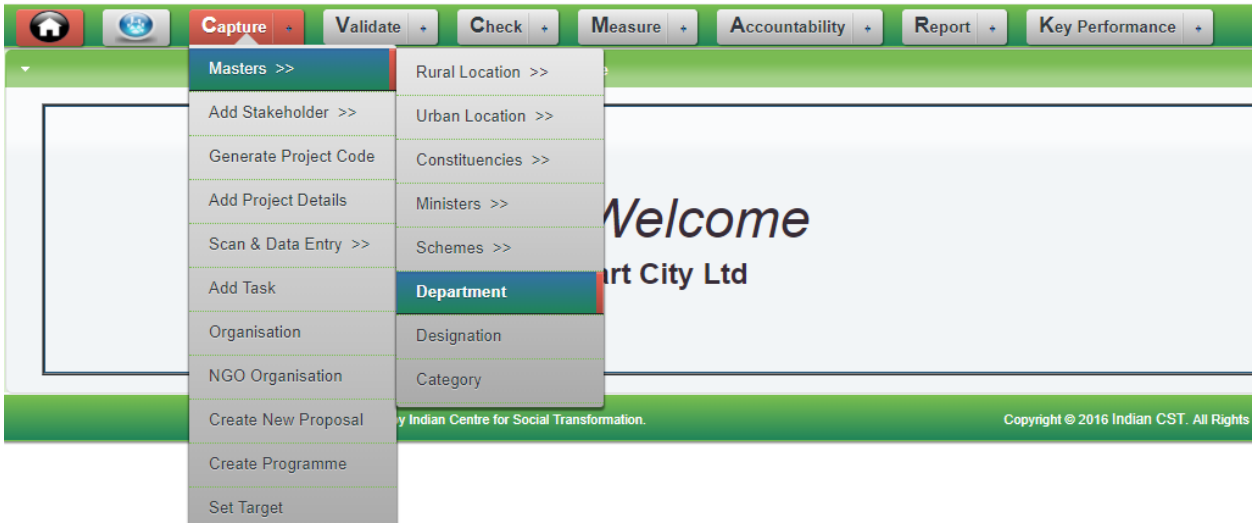


This tab shows the department details and also we can add the new department .

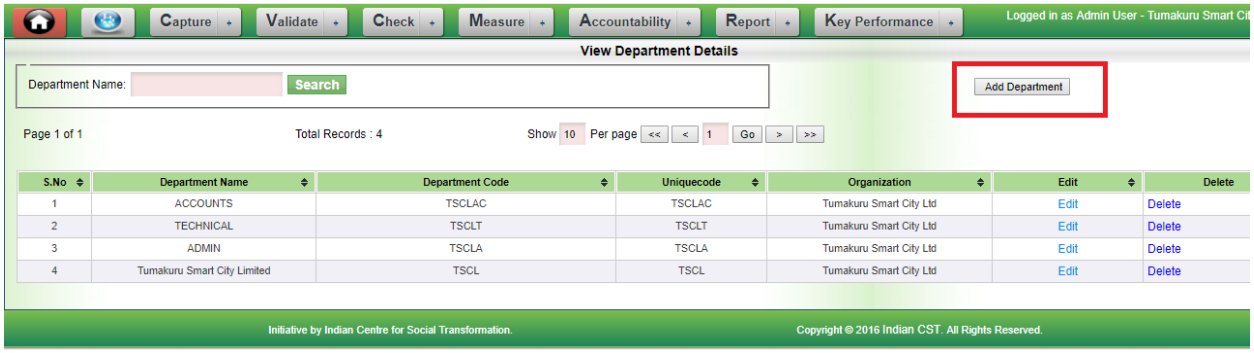

b. Capture→Organization

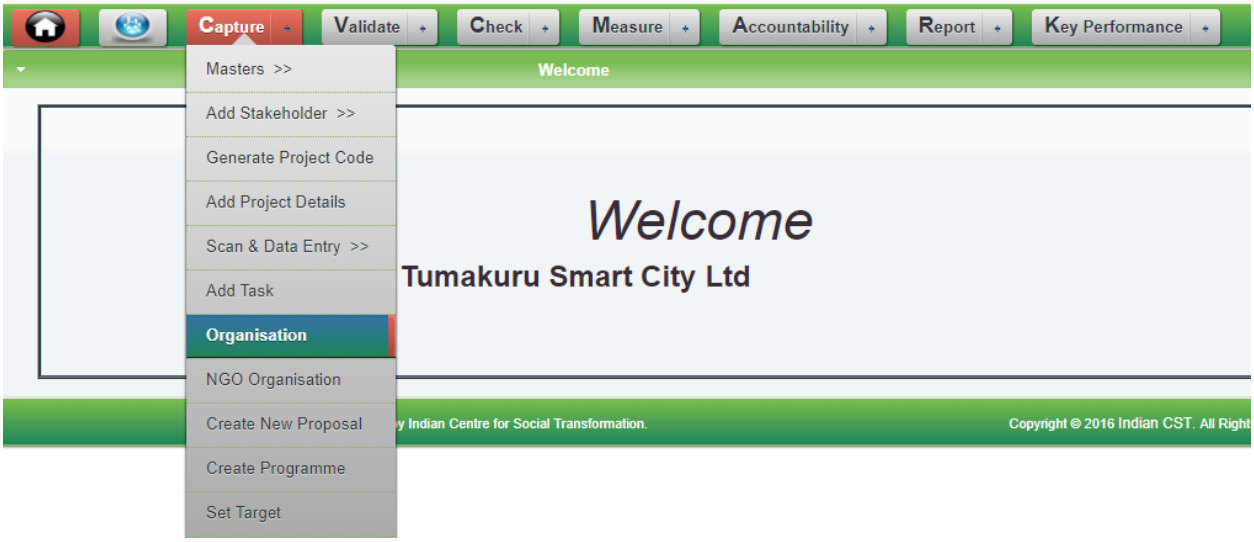


In this tab users can do registration and also view the organization.

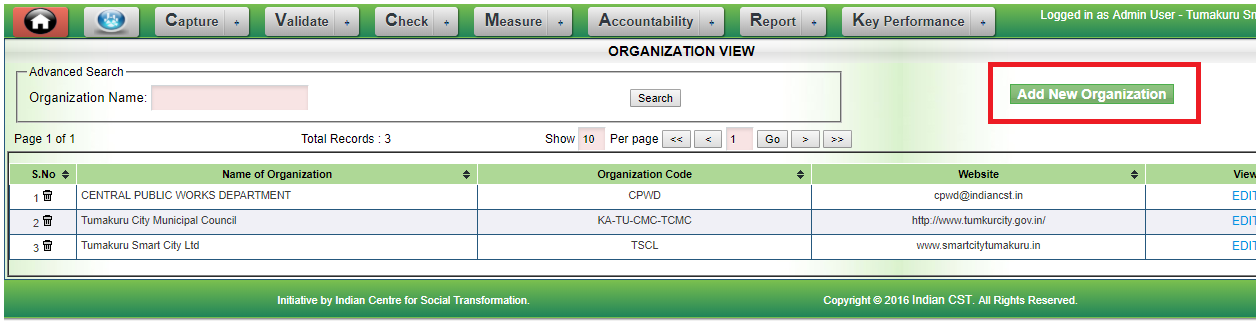

**c. Generating Project Code:**

i) Click on **Capture->Generate Project Code**

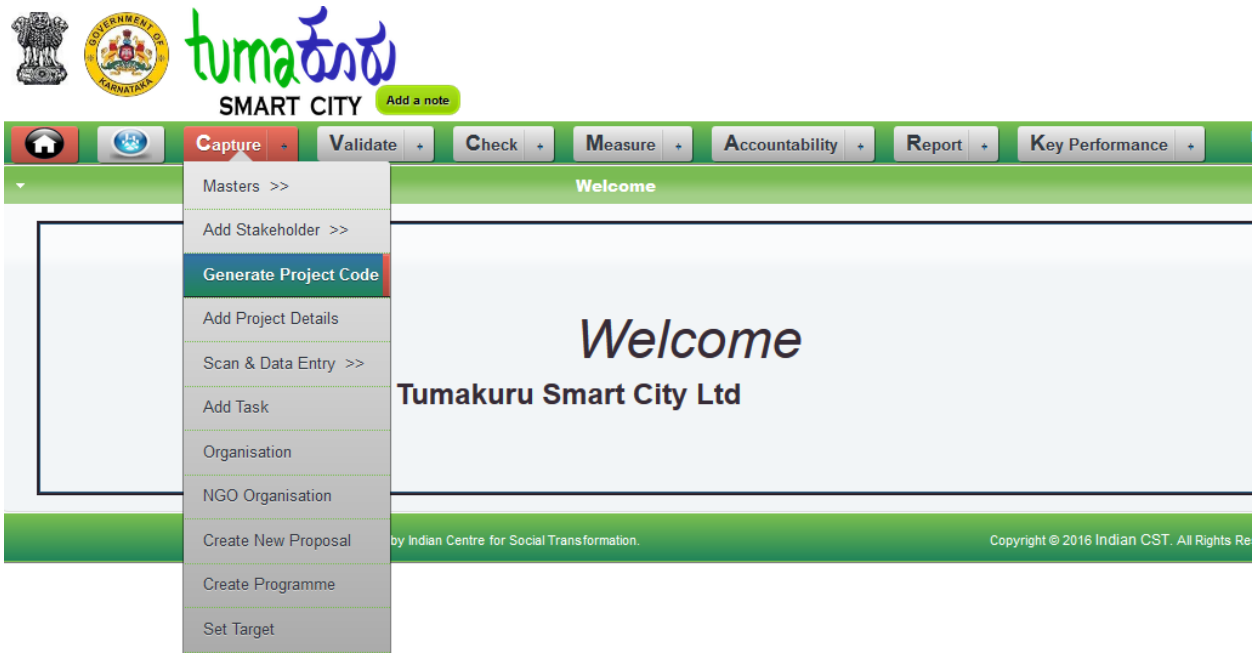


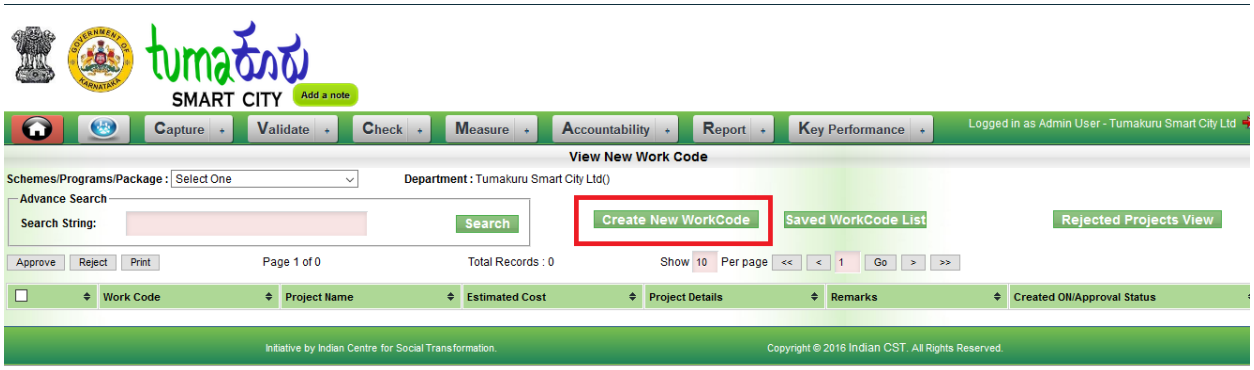


iii) Provide the appropriate values for the tabs Project Details, Project Location, Project Team, Project Sponsor, and Project Category and click on **Submit button**

**Project Details Tab:** The values such as Project Name, Attribute, Ministry, Department, Officer-in-charge, Work Purchase/Supply Order Number, Work Purchase/Supply Order Date, Contract Agreement Number, Contract Agreement Date, Estimated Cost, Investment Cost, Start Date As per Agreement, and End Date as per Agreement.

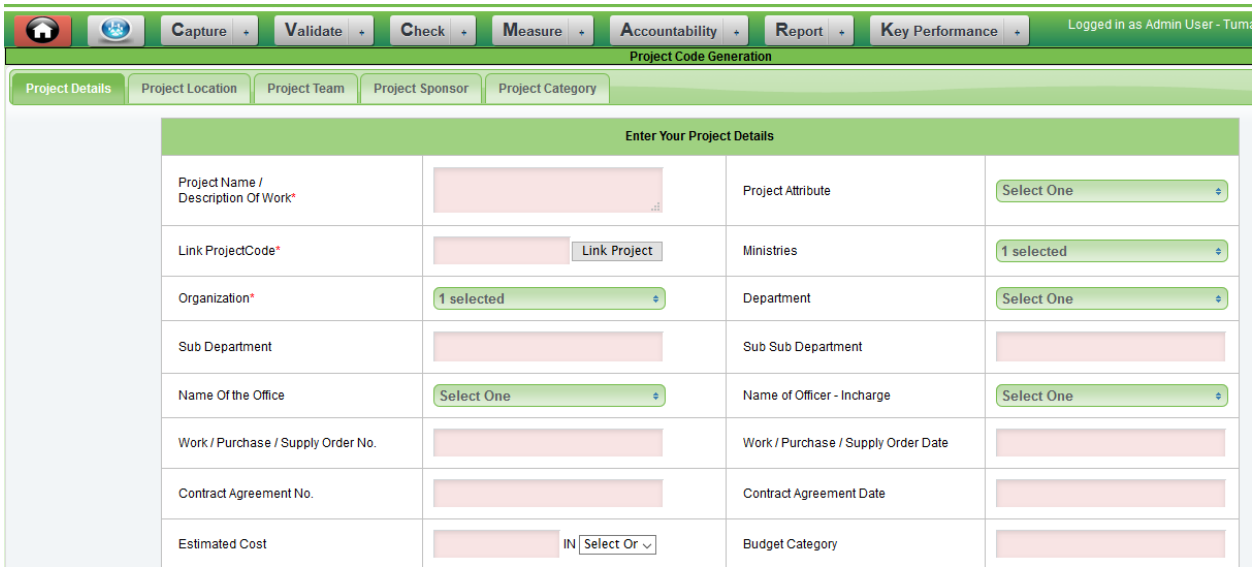


**Project Location Tab:** Location Details such as Country, State, District, Taluk, Pincode etc., Values has to be provided. Multiple locations of the project which is undergoing can be selected.

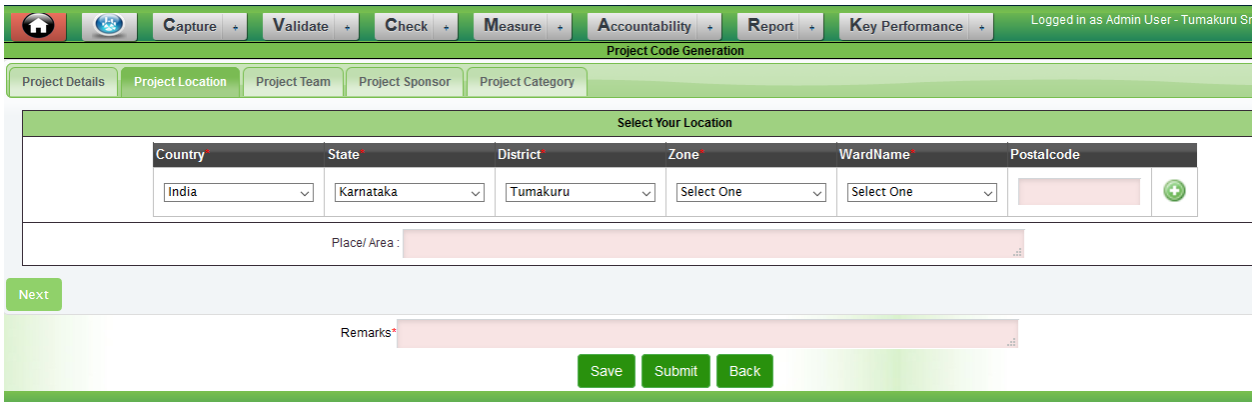

**Project Team Tab:** This tab is used to capture the stakeholders who are involved in the project. The information such as Type of Stakeholder, Name, Role, From and To has be provided. Multiple stakeholders details can be entered by clicking on **+** button

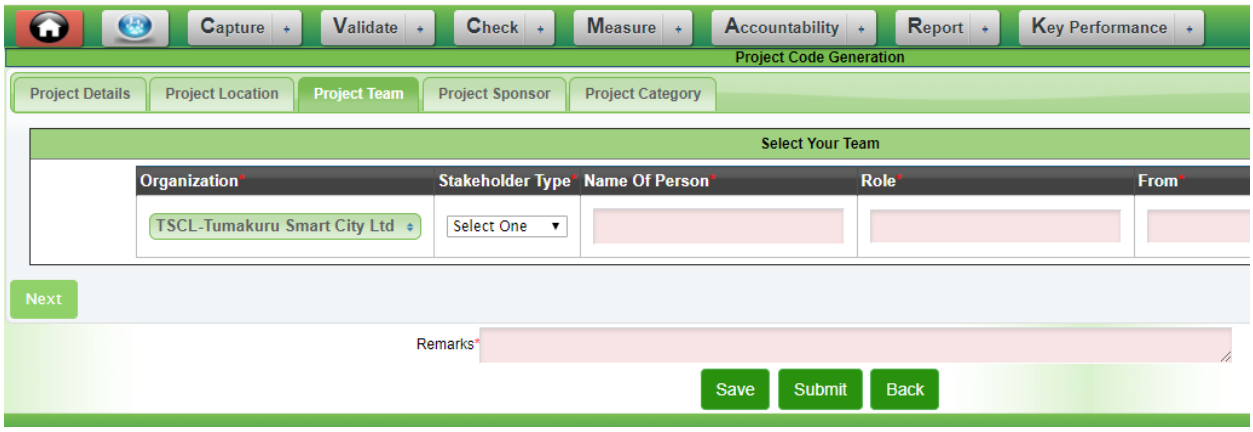


**Project Sponsor Tab:** This tab needs Project's Sponsors information such as Name of the Sponsor, Name of the Nodal Officer, Contact Number, E-mail Id, Amount and Percentage. Multiple Sponsors' details can be entered

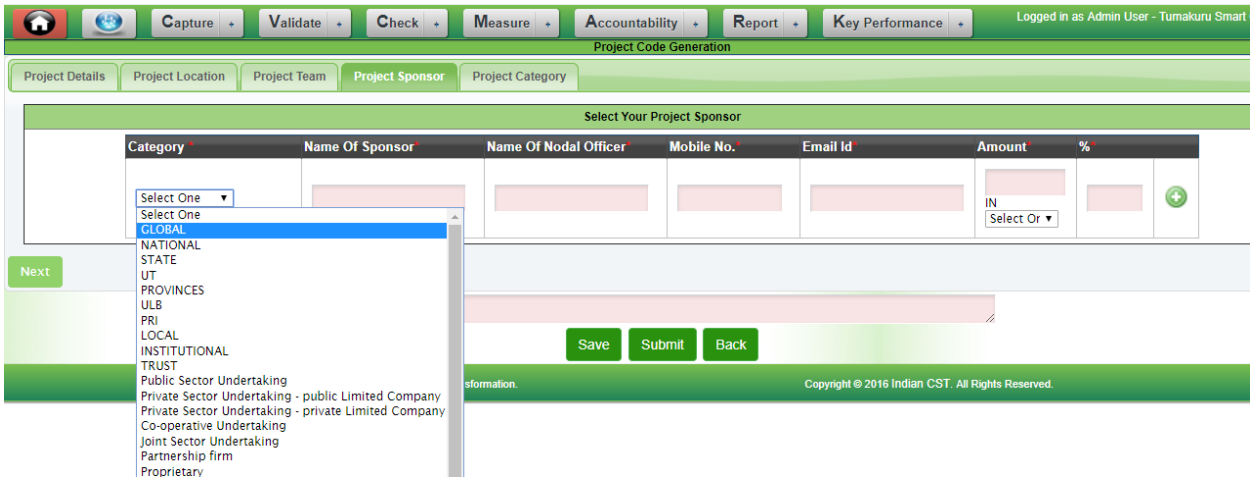

**Project Category Tab:** This tab facilitates in capturing the information such as Approval Year, Schemes/Programs/Packages, Discipline, Nature of Work, Grants/Works, and Category/Theme. Select appropriate values from the list box.

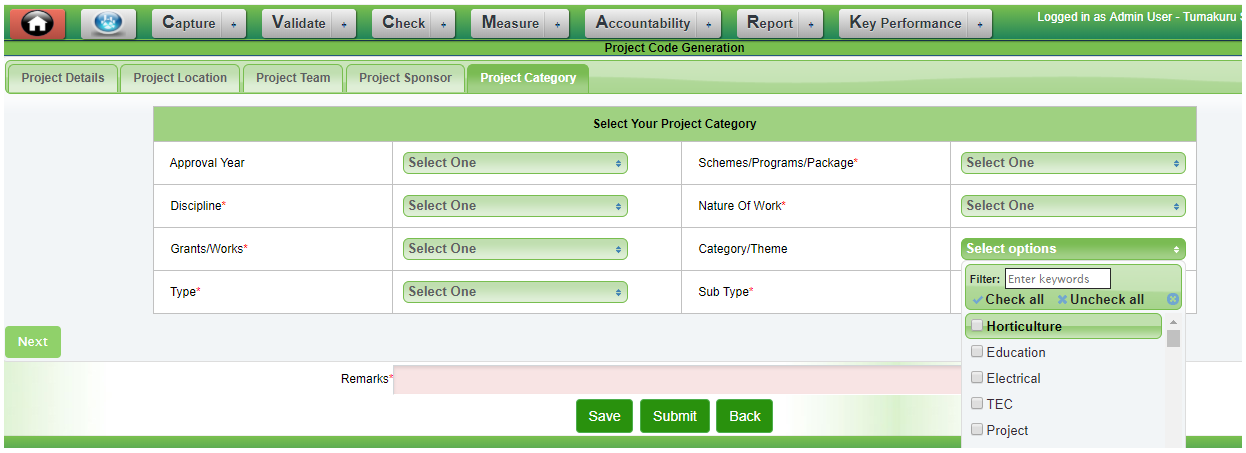


d. **Approval for the Project:** Once the Project is saved, the project will appear in Saved Project Code List. In case the project is rejected by higher officer, the project will appear in Rejected Project Code list.

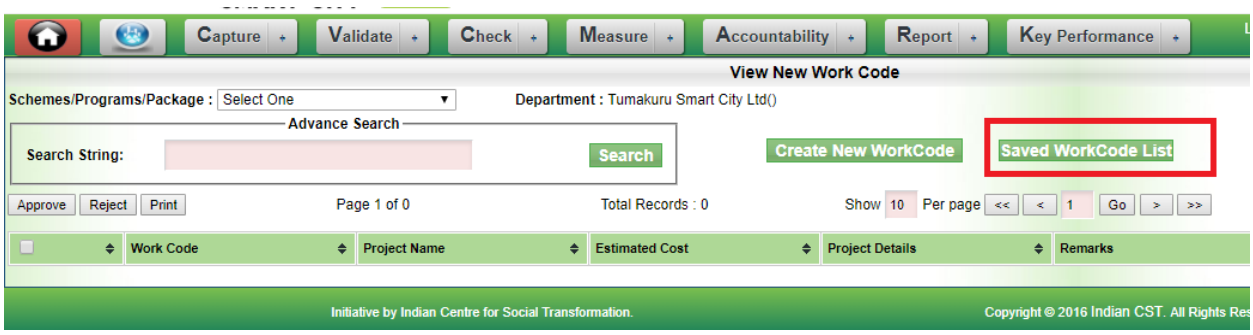

e. **Additional Details:** Now the user has to provide additional details of the Project such as Project Details, Financial Details, Approval Details, Tender Details and Additional Details. After providing values for all these tabs, click on **Submit** button

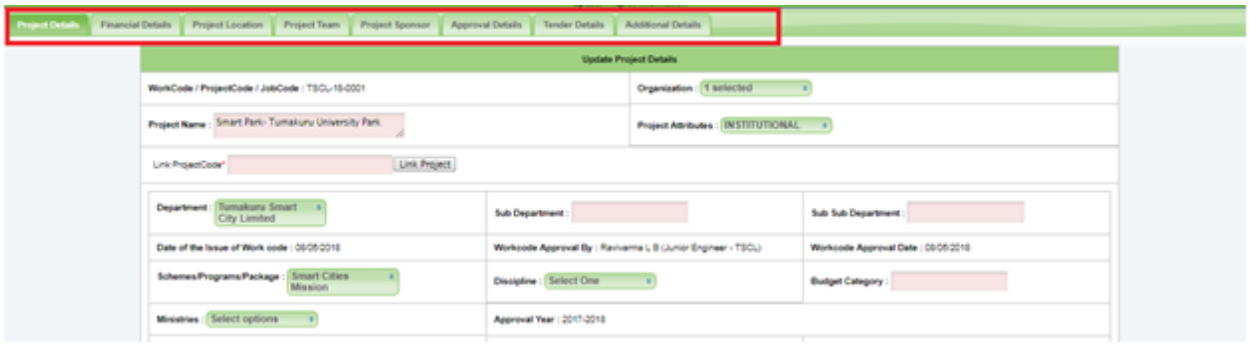


**Project Details Tab:** This tab contains already provide details, but Project Work Status value has to be entered.

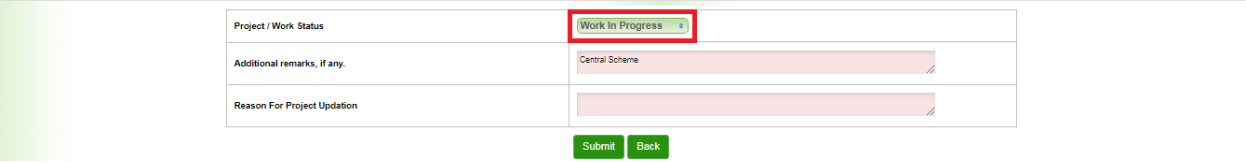


**Financial Details Tab:** The information such as Expenditure incurred Amount, Approved / Revised Estimated Cost, Awarded Contract Sum, Justified Amount of the tender, Amount Allotted, Commitment Amount, Bid Price of L1 Bidder, Investment Cost, Tender Cost, and Financial Progress of the work (Value of work done till date): has to be provided.

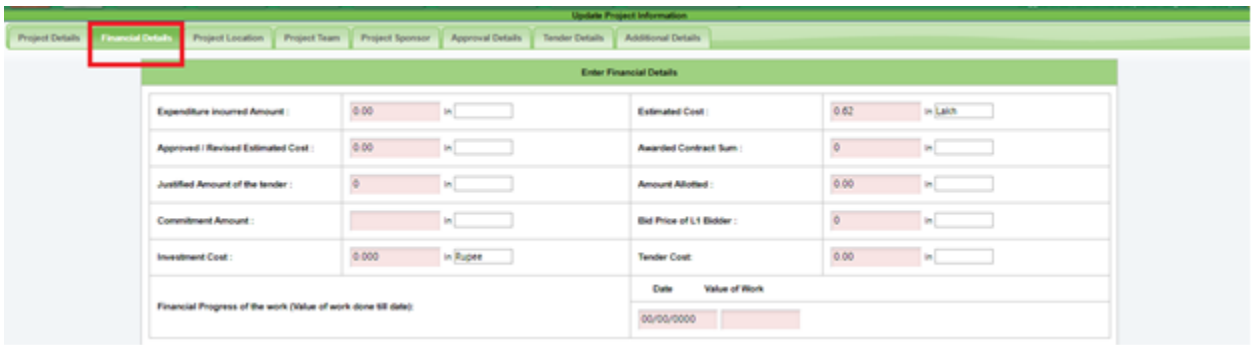


**Approval Details Tab:** This tab captures data such as Estimate related values, Bids, Approving authority for the tender work/direct entrustment, Approval authority for Work slip and EIRL with Date, etc.,

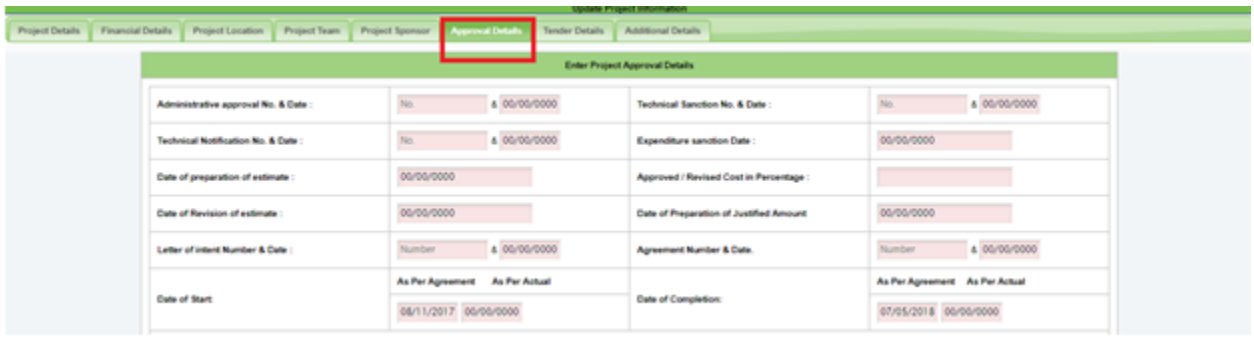


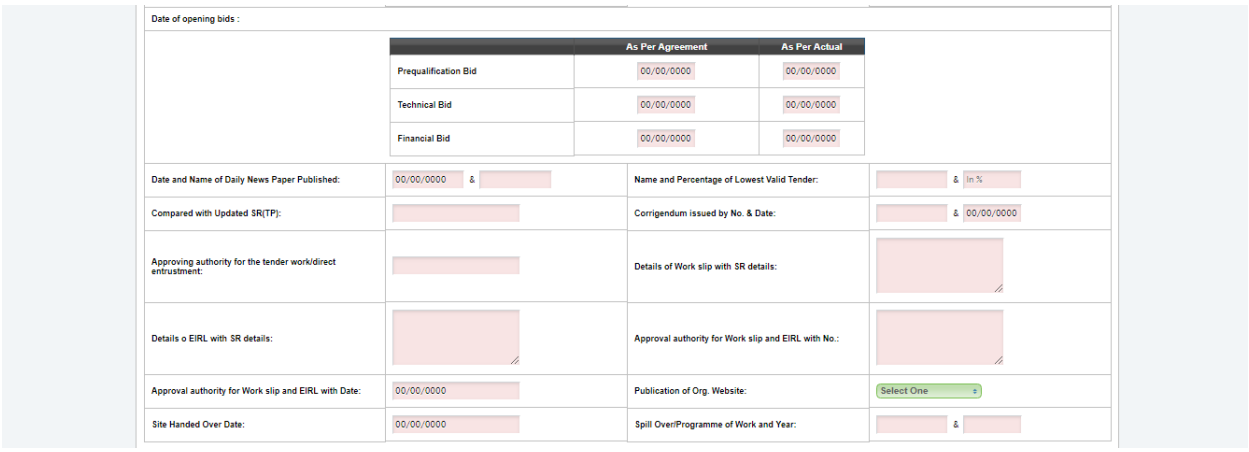

**Tender Details Tab:** This tab captures the information such as Modes of Tender, Bidders disqualified, Financial Progress, Physical Progress etc.,

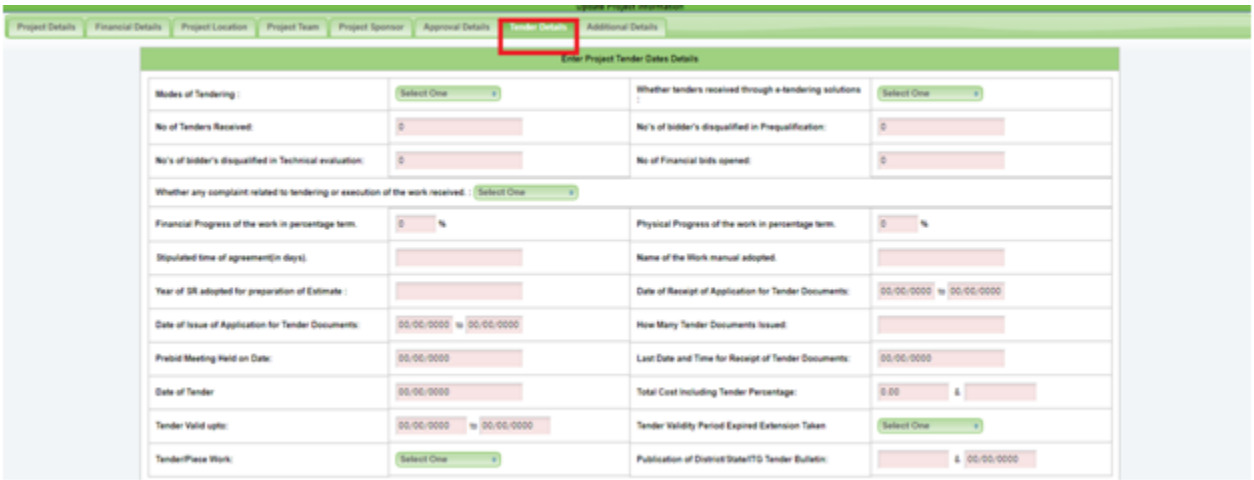


**Additional Details Tab**: This tab captures information such as Sector, Impact, DPR, SCM, PPP, Debt, Bonds, Loans, Resources, Lending Agency, Utilization, Milestone etc.,

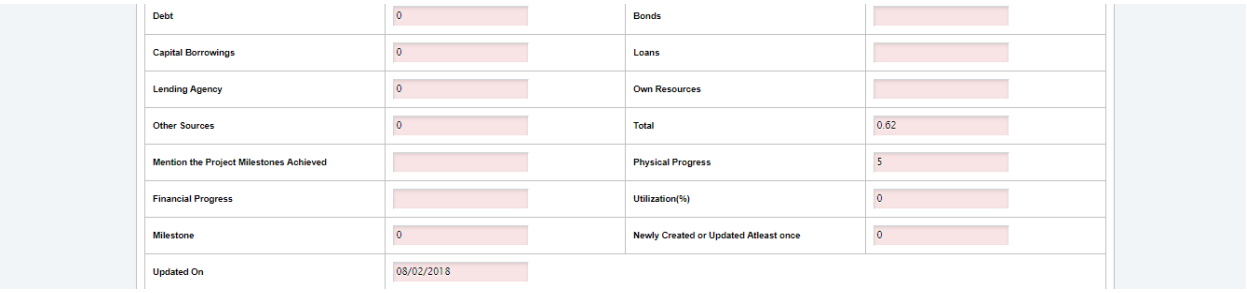

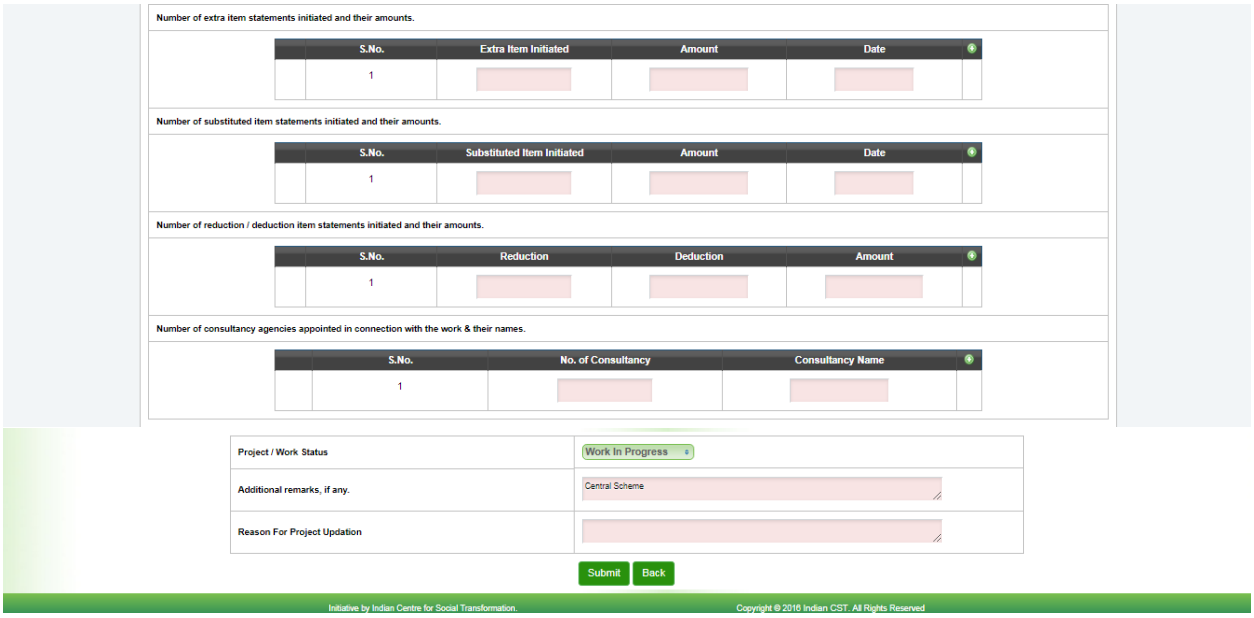


f. **Project Dashboard**: Click on **Validate->Project List menu**

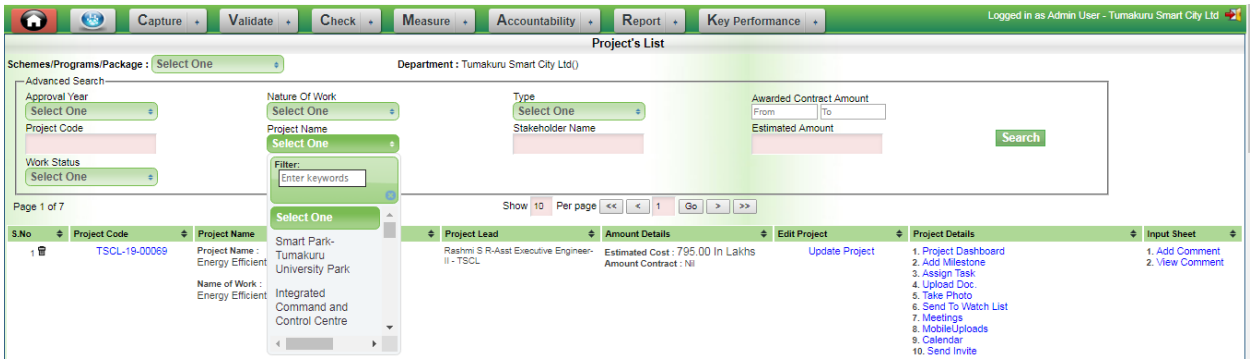


The list of projects created by the user will be listed out. Each Project comes with the features such as View (Project Dashboard), Adding Milestones of the project, Task Management, Uploading Documents against the project, Recording Minutes of Meeting, Mobile Uploads etc.,

By clicking on **Update Project** link, the user can edit/modify the Project information.

g. **Uploading Documents:** This feature enables the user to upload various types of documents such as Work Order, Tender, Bills etc.,

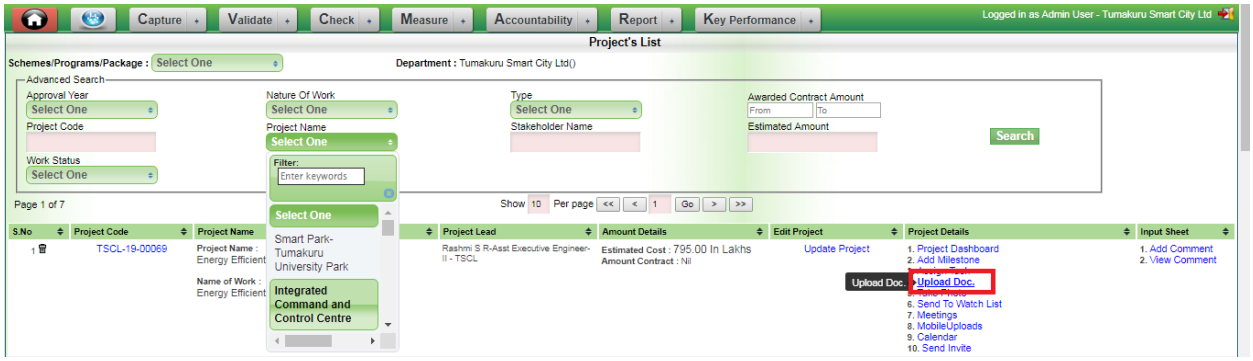


Selects a particular type of documents from the list, Click on Choose File button, select an appropriate file from the saved location and click on **Submit** button.

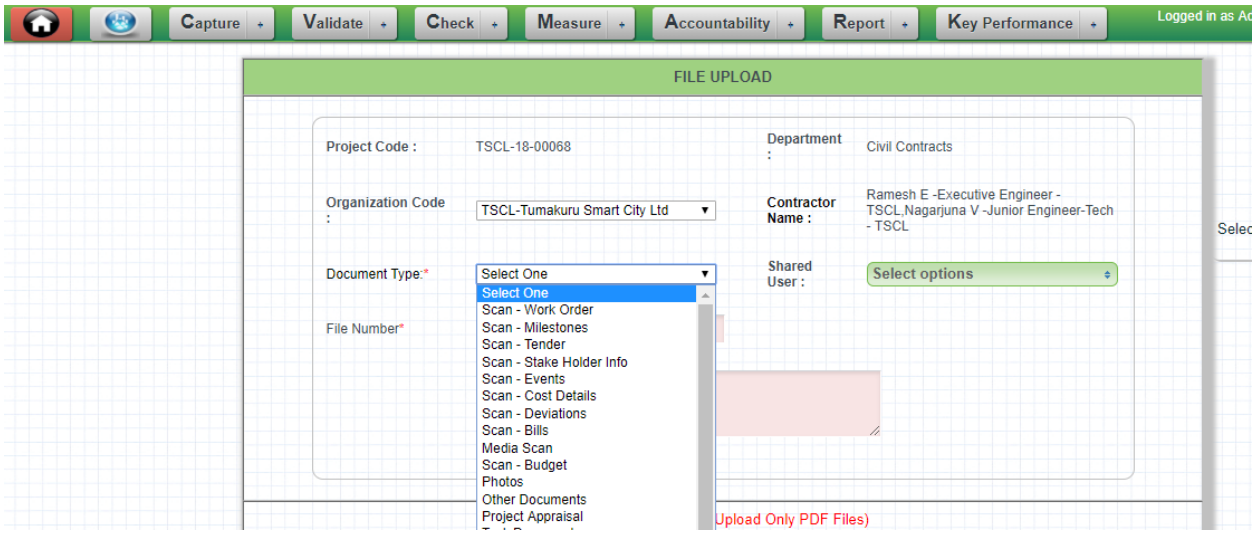


The uploaded files can be viewed by clicking on Project Files Tab from the Project Dashboard menu

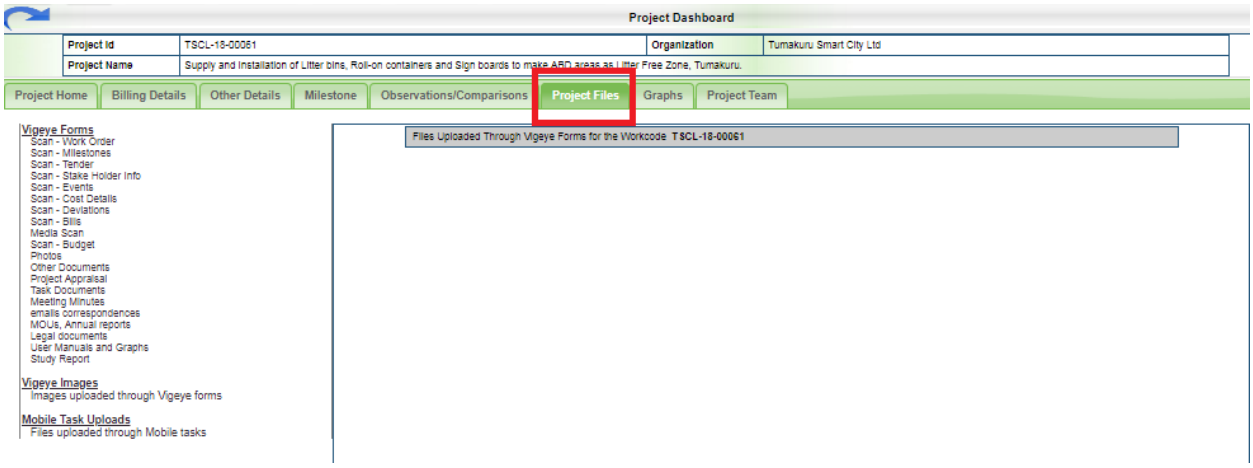


### h. Milestones and Task Management

In GPMS Transportal, Milestones are created against a project.

1. A project can have multiple milestones. Milestone can be created by the Project Manager who is the owner of the project, his/her supervisor or Admin user(appointed by CEO of the organization).
2. A particular milestone against the project considers Milestone Name, Scheduled Start and End Date, Actual Start and End Date, Description, % of Awarded Cost, Priority Status, % of Work Progress, list of employees to whom the milestone is assigned to, Work Status and Upload document feature.
3. One Milestone can have multiple tasks.
4. The Work Status is categorized as Yet to Start, Started, Work-in-Progress, Completed, Suspended and File in Progress.
5. The type of Milestones available in GPMS Transportal is Weekly, Monthly, Intermediary, Risk Management and Problem Task associated with the project.
6. The stages such as THINK, PLAN, DO, CHECK, ACT have been included
7. Categories such as Physical and Financial have been included

**Adding Project Milestones**: **Validate->Project List**. Click on the **link Milestone** against the project. As per the need click on Monthly/Weekly/Intermediary tab

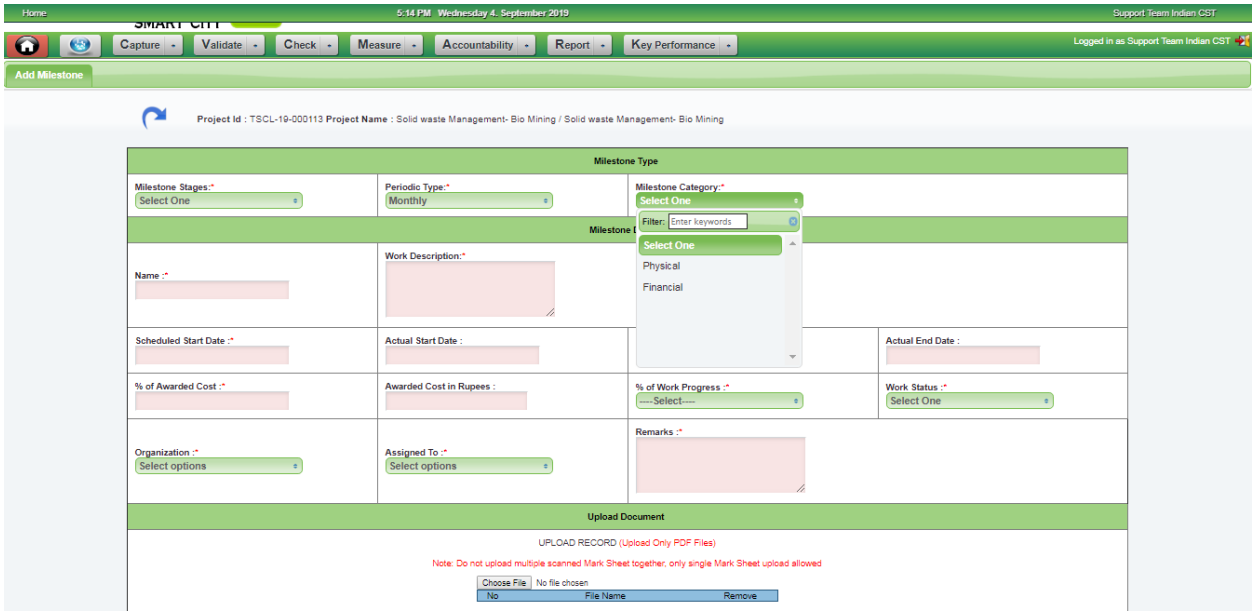


Once the user added the Milestone, the tasks related to the milestone can be created.

Click on **Task** link to create the task against the milestone.

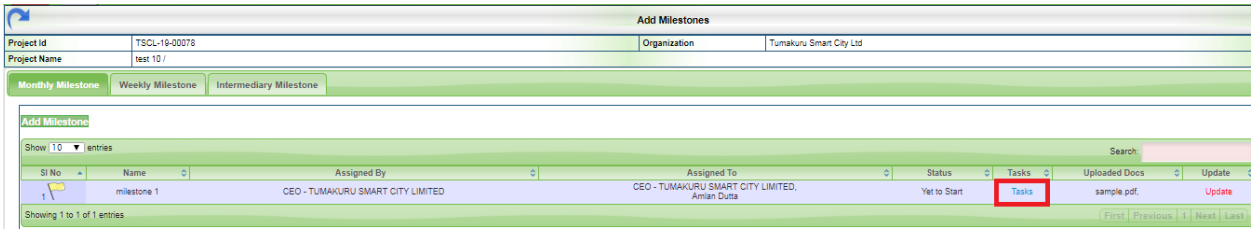


## Access Roles

| Milestone | | | |
|---|---|---|---|
| **Group** | **Create** | **Edit/Delete** | **Update** |
| Admin User | Yes | Yes | Yes |
| Organization Head/Enterprise Head | Yes | Yes | Yes |
| Head of Department | Yes | Yes (only to his dept.) | Yes |
| Project Manager | Yes | Yes(only if user is owner of project OR Creator of Milestone) | Yes(only if user is in Assigned to List, only with respect of his/her team) |
| Supervisor | Yes | No | Yes |

| | | | |
|---|---|---|---|
| Stakeholder | No | No | Yes(only if user is in Assigned List, Add Comments & Documents) |
| Other Vendors | No | No | Yes |
| Consultants | Yes | No | Yes |
| **Tasks** | | | |
| **Group** | **Create** | **Edit/Delete** | **Update** |
| Admin User | Yes | Yes | Yes |
| Organization Head/Enterprise Head | Yes | Yes | Yes |
| Head of the Department | Yes | Yes(only to his/her dept.) | Yes |
| Project Manager | Yes | Yes(only for his project) | Yes(only for his project) |
| Stakeholder | No | No | Add Comments & Documents |
| Other Vendors | No | No | Yes |
| Consultants | Yes | No | Yes |

**How Milestone Module works**

- Owner of the project can create the Milestone and send the details to the supervisor of the project through email to approve or reject.
- The approved milestone will be assigned to his/her project team members and others in the organization, outsourced agents and also to stakeholders outside the organization.
- Assigned user can create and update the Milestone Status and Work Progress. He can upload the document/photos/videos against the Progress of the Milestone. They can add comments on the status shown without deleting/modifying rights.
- Owner of the Milestone can edit the milestone details.
- Owner of the Milestone can create Tasks and assign it to among his/her other project team members.
- Assigned user can only update the Task Status and Work Progress. He can upload the document/photos/videos against the Progress of the Task.
- A stakeholder can see only his assigned Milestones and Tasks
- A stakeholder can only update the Milestone Status and Work Progress. He can also upload the files.
- A Milestone can be Re-opened by only MD and JMD users
- File/s can be uploaded against milestones.

- A new task cannot be created under Milestone except by Admin User.

**Milestone details through Email**

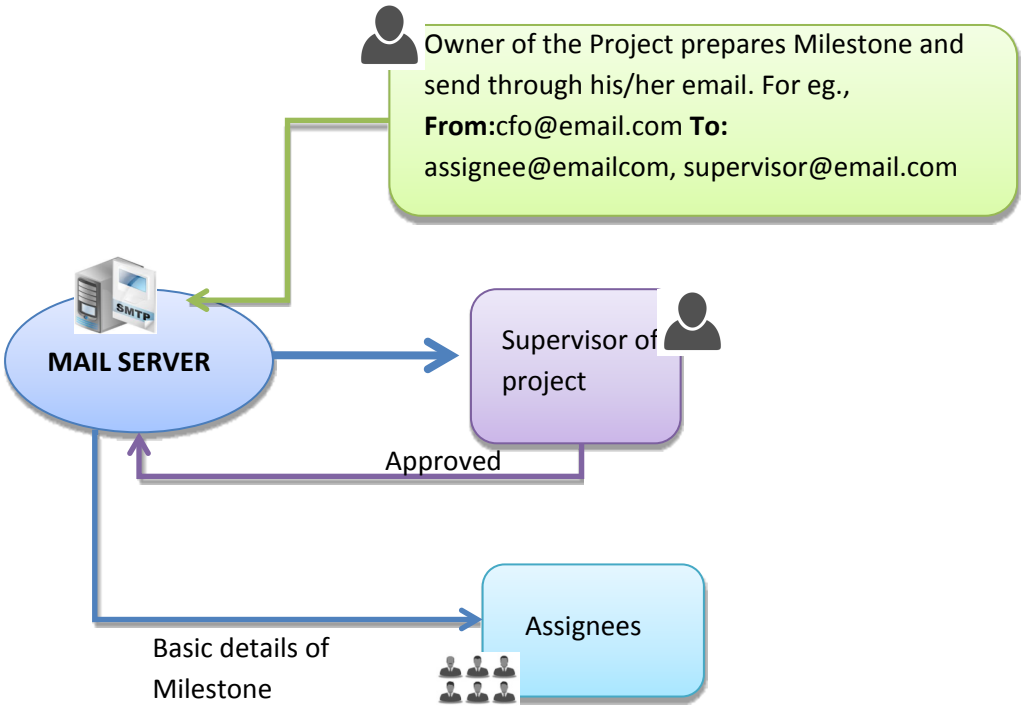


**Basic Milestone Details:** Milestone Name, Milestone Type, :Milestone Description:, Schedule Start Date, Schedule End Date, Actual Start Date, Actual End Date, Assigned To, user1(user1@email), user2(user2@email) Assigned By, user(user@email), Created At, Priority:

**Validations:**

Projects which are Work-in-Progress are monitored and the delays for the completion of the milestones are discussed and proper measures are taken.

The number of days delayed in completing the milestone is calculated based on the Scheduled End Date, and Actual End Date. In case, the milestone is in progress, and beyond the Scheduled End Date, the number of days delayed will be calculated till Current date.

WORK IN PROGRESS REPORT

| SL No. | Name Of The Project | Amount to Bid (Re.INR). | Name OF the Bidder | Present Status | Milestone( Delayed By No.Of Days ) | Recent Images |
|---|---|---|---|---|---|---|
| 1 | Integrated Command and Control Centre | 56,75,00,000.00 | M/s Efkon IndiaPVt Ltd | Physical work started | | Images Not Uploaded |

| SL No. | Name | Status |
|---|---|---|
| 1 | Preparation of Draft DPR | Completed (5 Day(s) Before Scheduled date) |
| 2 | Preparation and submission of Final DPR | Completed (Was Delayed by 152 Day(s) ) |
| 3 | Approval of DPR and RFP | Completed (On same day as Scheduled date) |
| 4 | Tendering | Completed (Was Delayed by 11 Day(s) ) |
| 5 | Evaluation of hte Tender | Completed (Was Delayed by 123 Day(s) ) |
| 6 | Submission of Performance Bank Guarantee | Completed (Was Delayed by 1 Day(s) ) |
| 7 | Signing of Contract with LSI | Completed (On same day as Scheduled date) |
| 8 | Completion of Project Inception Phase Incl. Mobili | Completed (51 Day(s) Before Scheduled date) |
| 9 | Completion of Requirement Phase, including Feasibl | Completed (On same day as Scheduled date) |
| 10 | Completion of Design Phase & Report | Delayed by 81 Day(s) |
| 11 | Installation of HW/Infrastructure, SW Phase & | Yet To Start |
| 12 | Completion of Integration | Yet To Start |
| 13 | UAT, FAT, STQC, etc. | Yet To Start |
| 14 | Go -Live (G) | Yet To Start |

## Milestone List

Validate->Milestone List

It provides the list of milestones set against the project. Only the projects which have the milestones will be listed out and based on the project name and work status, the records can be retrieved.

The information such as Status, Schedule Dates, File Uploads, Alert and the appropriate Flag will be displayed against each milestones of the project.

3 Project id : TSCL-19-00073
project name : Testing Other Options 3

| Sl No | Milestone Name | Type | Alert | Scheduled Dates | | Actual Dates | | Work Status | Uploaded Files |
|---|---|---|---|---|---|---|---|---|---|
| 1 | sdads | monthly | Delayed by 59 Day(s) | Start : 01/05/2019 | End : 31/05/2019 | Start : 01/05/2019 | End : 00/00/0000 | Yet to Start | Files Not Uploaded |
| 2 | test | monthly | 61 Day(s) Left | Start : 19/06/2019 | End : 28/09/2019 | Start : 25/06/2019 | End : 30/11/2019 | Work in Progress | sample.pdf, |

4 Project id : TSCL-19-00070
project name : test project lat

| Sl No | Milestone Name | Type | Alert | Scheduled Dates | | Actual Dates | | Work Status | Uploaded Files |
|---|---|---|---|---|---|---|---|---|---|
| 1 | testing | monthly | 39 Day(s) Left | Start : 12/06/2019 | End : 06/09/2019 | Start : 25/06/2019 | End : 31/10/2019 | Yet to Start | Files Not Uploaded |

Color Code

List of Tasks Nearing End date | List of Tasks Crossed End date (TIME OVER SHOOT) | Task Within Time Limit

Initiative by Indian Centre for Social Transformation. Copyright © 2016 Indian CST. All Rights Reserved.

## Task List

Validate->Task List

Task list gives the information such as Milestone name, Task name, Assigned to, Status, Start Date, End Date and File uploads.

Tasks against each milestone for a project will be listed out. The search parameters are Project wise, Milestone name wise and Task status wise.

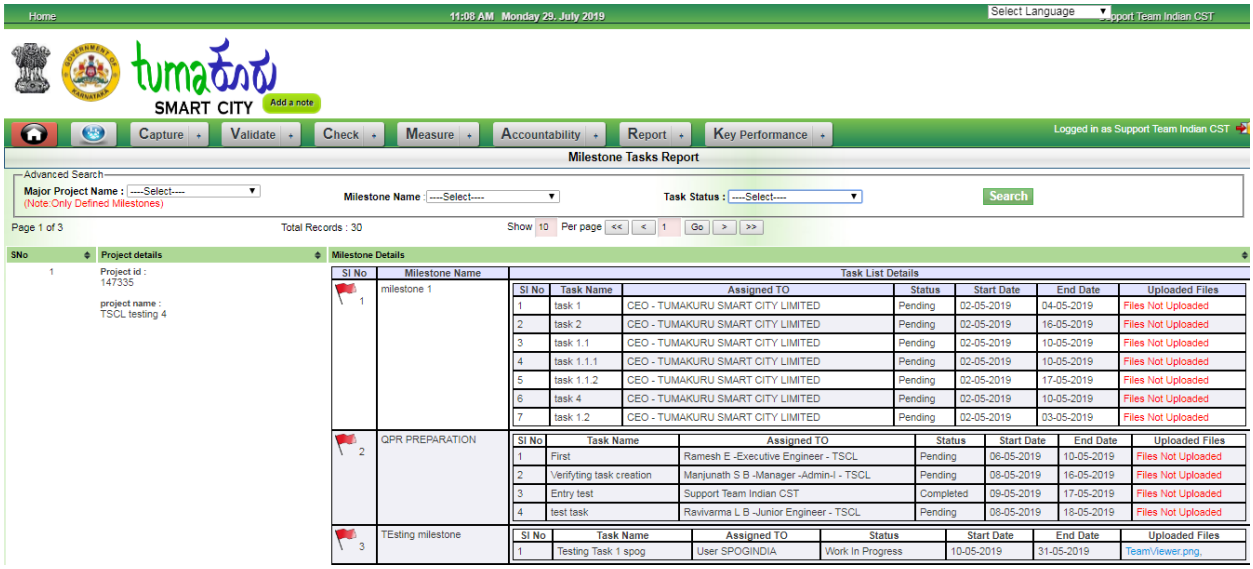


## Milestone Report

Milestone list against each project is displayed with the details such as Stage, Type, Category, Tasks, Status and documents uploaded.

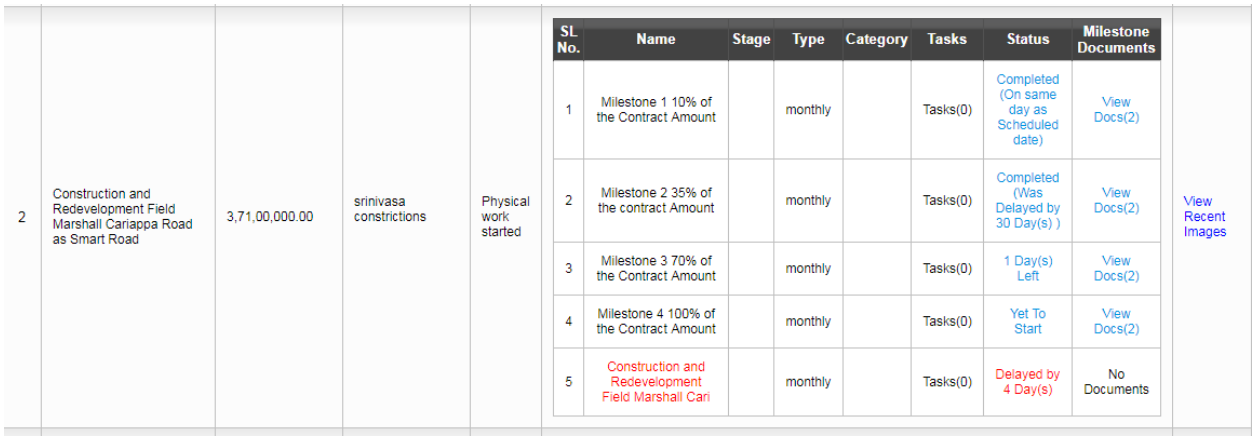

| | | | | | | | | | | | | |
|---|---|---|---|---|---|---|---|---|---|---|---|---|
| 2 | Construction and Redevelopment Field Marshall Cariappa Road as Smart Road | 3,71,00,000.00 | srinivasa constrictions | Physical work started | 1 | Milestone 1 10% of the Contract Amount | | monthly | | Tasks(0) | Completed (On same day as Scheduled date) | View Docs(2) | View Recent Images |
| | | | | | 2 | Milestone 2 35% of the contract Amount | | monthly | | Tasks(0) | Completed (Was Delayed by 30 Day(s) ) | View Docs(2) | |
| | | | | | 3 | Milestone 3 70% of the Contract Amount | | monthly | | Tasks(0) | 1 Day(s) Left | View Docs(2) | |
| | | | | | 4 | Milestone 4 100% of the Contract Amount | | monthly | | Tasks(0) | Yet To Start | View Docs(2) | |
| | | | | | 5 | Construction and Redevelopment Field Marshall Cari | | monthly | | Tasks(0) | Delayed by 4 Day(s) | No Documents | |

**Assign Task:** This module enables the user to assign the task among his/her team and monitor the status of the Task.

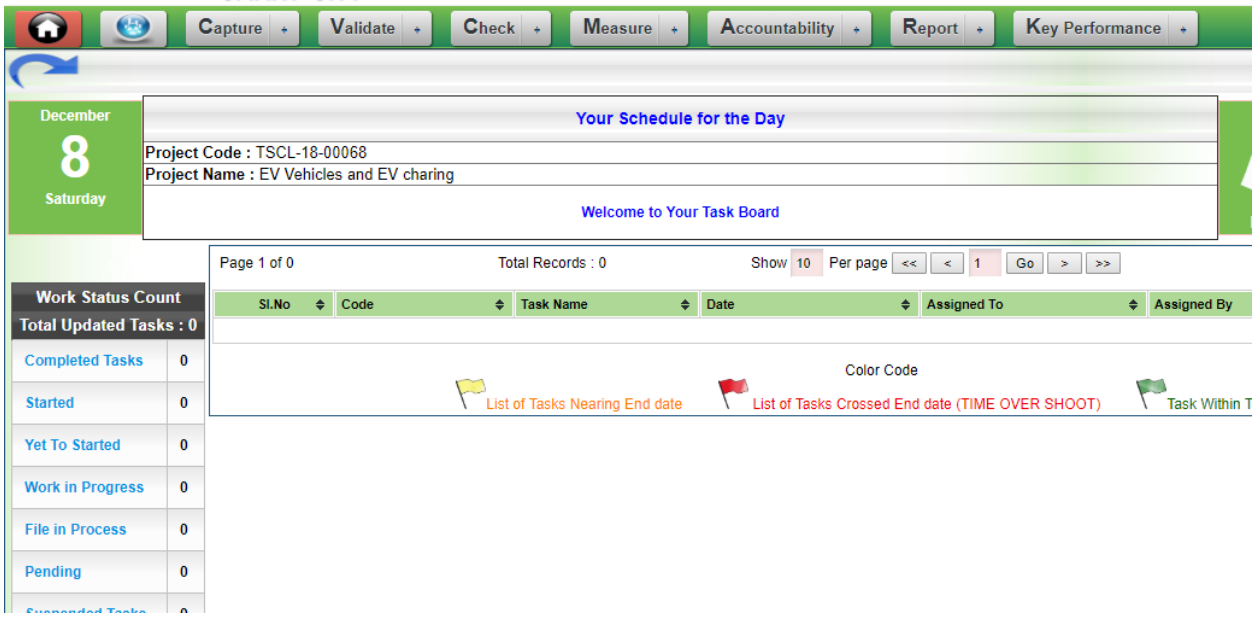


Click on **New Task** link to generate New Task Id. The user has to give the Description of the Task, Task Assigned to, the Start Date and End Date, Priority of the Task and the user can upload any document related to the task. After providing all the values, click on **Submit** button to generate Task Id.

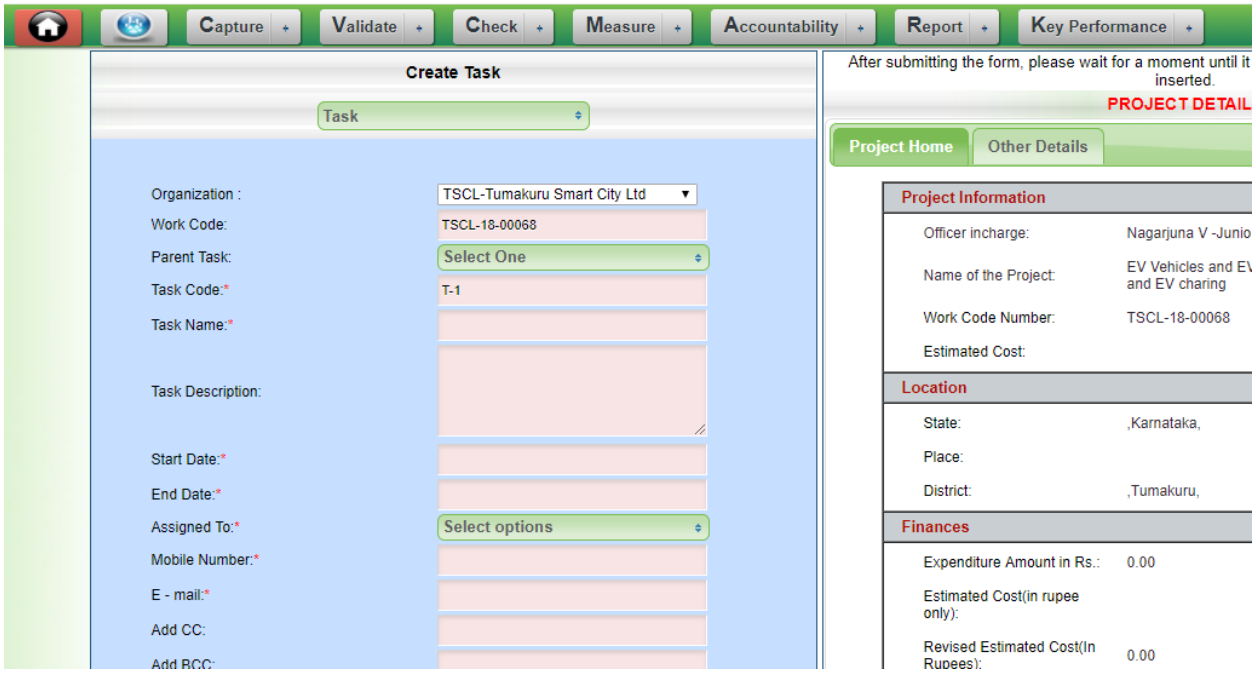


The assigned to Users receive an email confirmation that the task has been assigned to him and once he completes the task he has to update the status to Completed by logging into his user credentials.

i. **Minutes of Meeting:** The User can send the Meeting schedule to the respective officer through E-mail. The user has to provide the values for Reason, Type of Meeting, Date and Time, Meeting Called By, Attendees, Issues Raised, Action to be Taken, By whom etc., and click on **Send SMS or and send E-mail.**

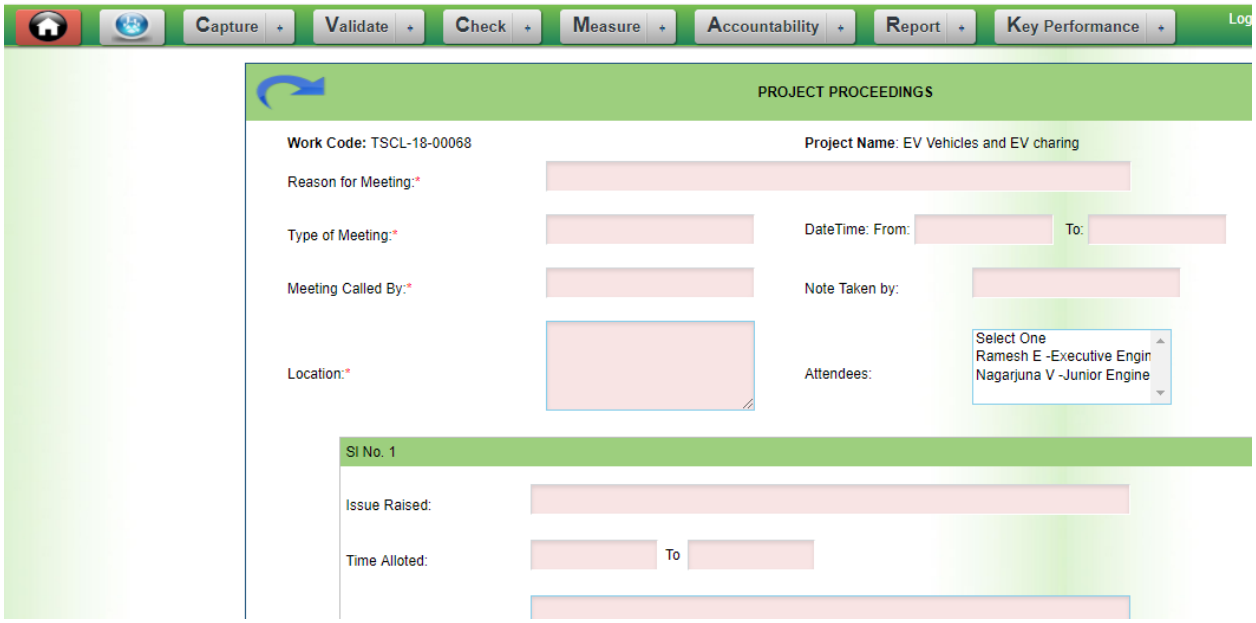


## 8. Key Performance-→User Registration

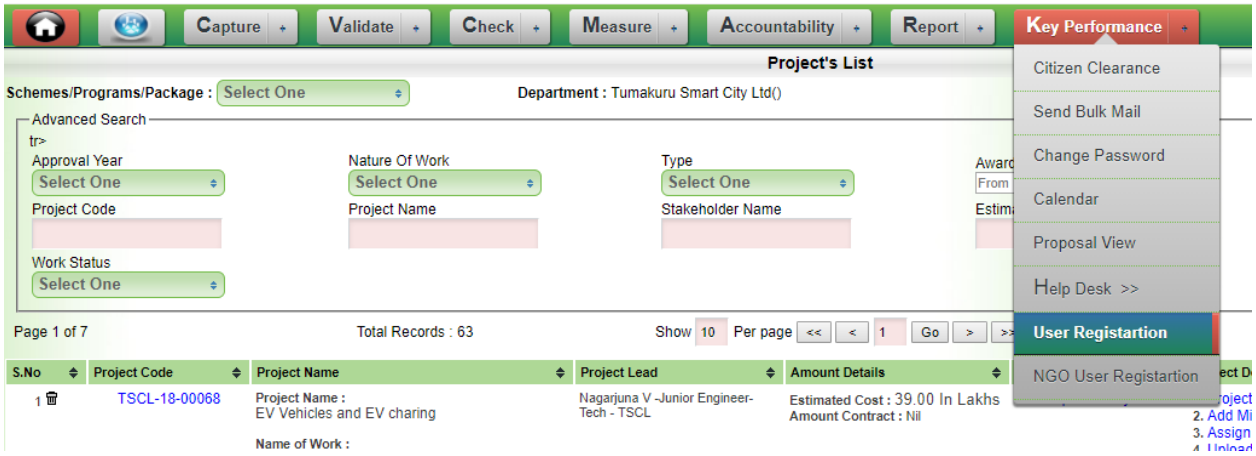

In this section users can register with their name and details

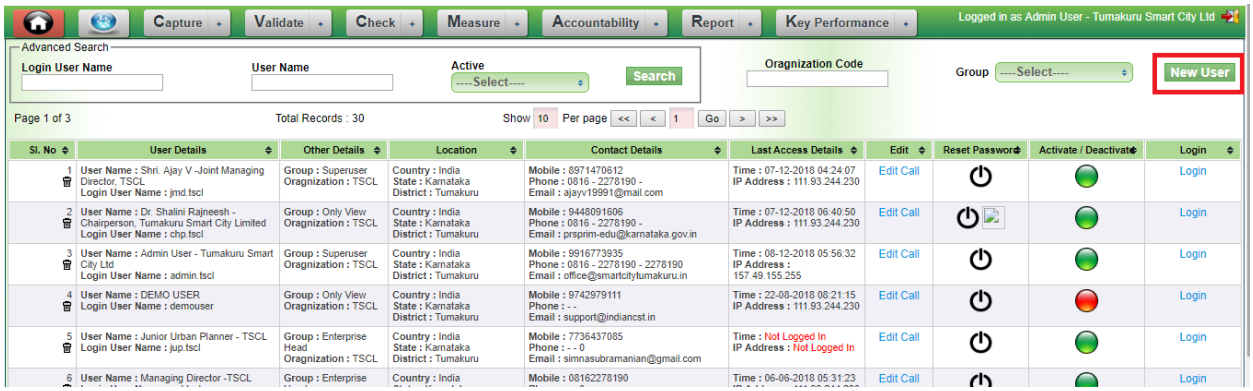


9. **Help Desk:** This menu helps an user to raise an issue/suggestion and view the status once it is attended by the appropriate officer.

   **Raise Complaint:** Provide values for Subject field, Message, Upload the related files if any and click on **Submit** button. The Complaint gets forwarded to higher officer along with the user details who raised the complaint. The status can be maintained as per the progress of the complaint.

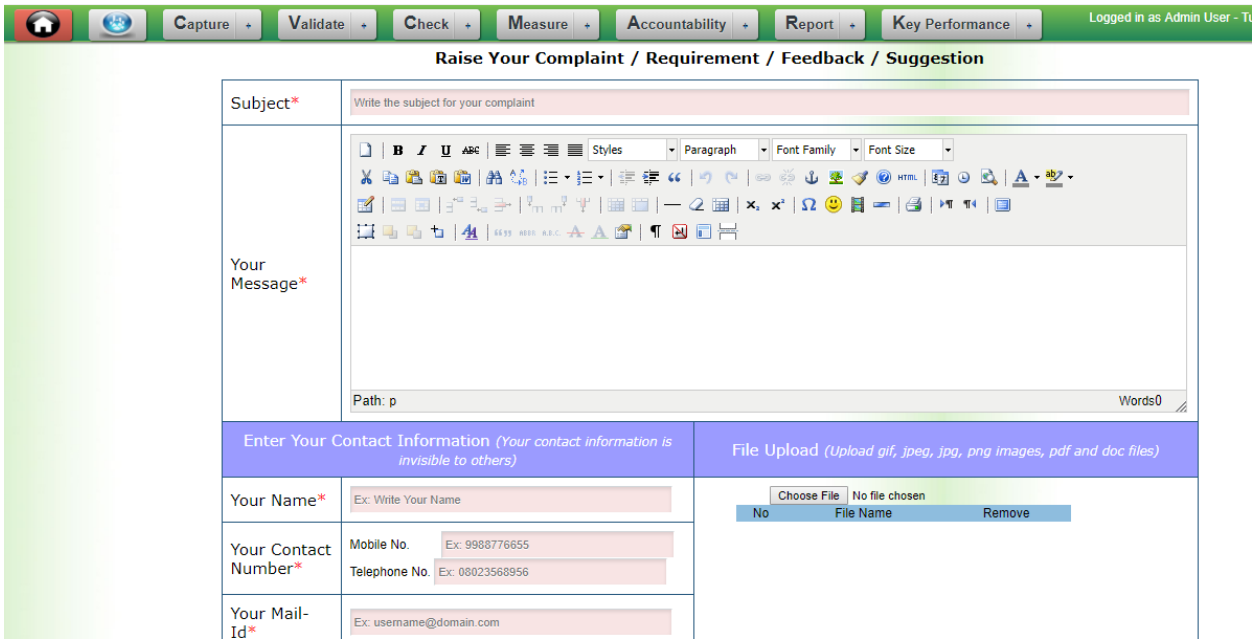


**View Complaint: This menu helps user to track his raised complaint.**

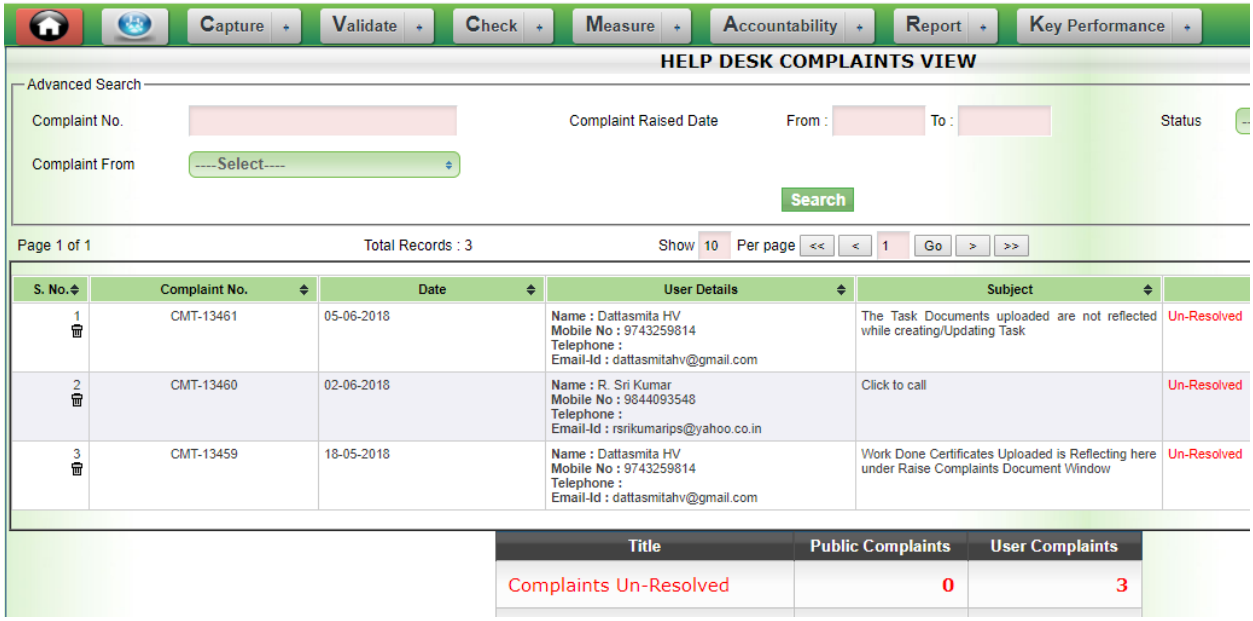

## 10. Reports

### ❖ Abstract Reports

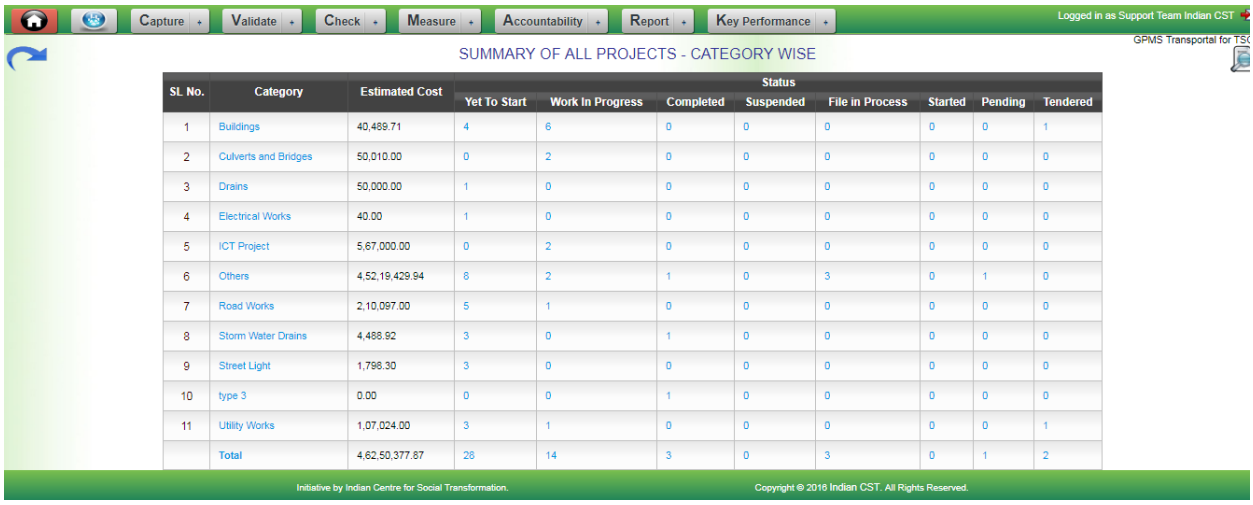


| SL No. | Category | Estimated Cost | Status | | | | | | | |
|---|---|---|---|---|---|---|---|---|---|---|
| | | | Yet To Start | Work In Progress | Completed | Suspended | File in Process | Started | Pending | Tendered |
| 1 | Buildings | 40,489.71 | 4 | 6 | 0 | 0 | 0 | 0 | 0 | 1 |
| 2 | Culverts and Bridges | 50,010.00 | 0 | 2 | 0 | 0 | 0 | 0 | 0 | 0 |
| 3 | Drains | 50,000.00 | 1 | 0 | 0 | 0 | 0 | 0 | 0 | 0 |
| 4 | Electrical Works | 40.00 | 1 | 0 | 0 | 0 | 0 | 0 | 0 | 0 |
| 5 | ICT Project | 5,67,000.00 | 0 | 2 | 0 | 0 | 0 | 0 | 0 | 0 |
| 6 | Others | 4,52,19,429.94 | 8 | 2 | 1 | 0 | 3 | 0 | 1 | 0 |
| 7 | Road Works | 2,10,097.00 | 5 | 1 | 0 | 0 | 0 | 0 | 0 | 0 |
| 8 | Storm Water Drains | 4,488.92 | 3 | 0 | 1 | 0 | 0 | 0 | 0 | 0 |
| 9 | Street Light | 1,798.30 | 3 | 0 | 0 | 0 | 0 | 0 | 0 | 0 |
| 10 | type 3 | 0.00 | 0 | 0 | 1 | 0 | 0 | 0 | 0 | 0 |
| 11 | Utility Works | 1,07,024.00 | 3 | 1 | 0 | 0 | 0 | 0 | 0 | 1 |
| | Total | 4,62,50,377.87 | 28 | 14 | 3 | 0 | 3 | 0 | 1 | 2 |

### ❖ Project wise uploaded image reports

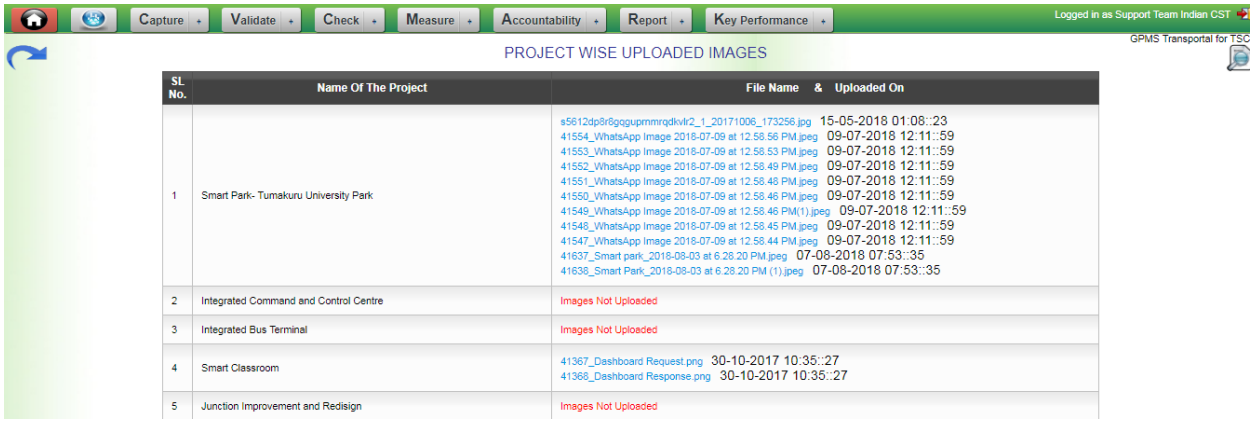


| SL No. | Name Of The Project | File Name & Uploaded On |
|---|---|---|
| 1 | Smart Park- Tumakuru University Park | s5612dp8r6gqgupmmrqdkvlr2_1_20171006_173256.jpg 15-05-2018 01:08::23<br>41554_WhatsApp Image 2018-07-09 at 12.58.56 PM.jpeg 09-07-2018 12:11::59<br>41553_WhatsApp Image 2018-07-09 at 12.58.53 PM.jpeg 09-07-2018 12:11::59<br>41552_WhatsApp Image 2018-07-09 at 12.58.49 PM.jpeg 09-07-2018 12:11::59<br>41551_WhatsApp Image 2018-07-09 at 12.58.48 PM.jpeg 09-07-2018 12:11::59<br>41550_WhatsApp Image 2018-07-09 at 12.58.46 PM.jpeg 09-07-2018 12:11::59<br>41549_WhatsApp Image 2018-07-09 at 12.58.46 PM(1).jpeg 09-07-2018 12:11::59<br>41548_WhatsApp Image 2018-07-09 at 12.58.45 PM.jpeg 09-07-2018 12:11::59<br>41547_WhatsApp Image 2018-07-09 at 12.58.44 PM.jpeg 09-07-2018 12:11::59<br>41637_Smart park_2018-08-03 at 6.28.20 PM.jpeg 07-08-2018 07:53::35<br>41638_Smart Park_2018-08-03 at 6.28.20 PM (1).jpeg 07-08-2018 07:53::35 |
| 2 | Integrated Command and Control Centre | Images Not Uploaded |
| 3 | Integrated Bus Terminal | Images Not Uploaded |
| 4 | Smart Classroom | 41367_Dashboard Request.png 30-10-2017 10:35::27<br>41368_Dashboard Response.png 30-10-2017 10:35::27 |
| 5 | Junction Improvement and Redisign | Images Not Uploaded |

## TUMAKURU SMART CITY GPMS TRANSPORTAL

### ❖ Work in Progress Reports

Home 10:48 AM Monday 26, August 2019 Support Team Indian CST

| | | | | | | | | |
|---|---|---|---|---|---|---|---|---|
| 4 | Smart Road Package 1 – MG Road, Hospet Road, JC Road and Vivekananda Road | 21,99,51,575.00 | BM Rangegowda | Physical work started | SL No. / Name / Status<br>1 / Milestone 1 01-02-2019 Actual Finish Date : / Delayed by 117 Day(s)<br>2 / Milestone 2 35% of the Contract Amount / Yet To Start<br>3 / Milestone 3 70% of the Contract Amount / Yet To Start<br>4 / Milestone 4 100% of the Contract Amount / Yet To Start | View Recent Images |
| 5 | Selection of System Integrator for Public mobility and municipal vehicle | 3,98,30,579.00 | M/s Amnex Infosolutions | Physical work started | SL No. / Name / Status<br>1 / Submission of Inception Report and Approved FRS an / Completed (Was Delayed by 63 Day(s) )<br>2 / Completion of Hardware & Software Supply, Inst / Delayed by 50 Day(s)<br>3 / Go-Live of all components / Yet To Start | View Recent Images |
| 6 | Rejuvenation /Redevelopmet of Ring Road | 56,68,00,000.00 | Ganapathi Stone Crushers | Physical work started | SL No. / Name / Status<br>1 / Milestone 1 10% of the Contract Amount / Completed (On same day as Scheduled date)<br>2 / Milestone 2 35% of the Contract Amount / Delayed by 57 Day(s)<br>3 / Milestone 3 70% of the Contract Amount / Yet To Start<br>4 / Milestone 4 100% of the Contract Amount / Yet To Start | View Recent Images |
| 7 | procurement and installation of outdoor GYM Equipments at different location in Tumakuru | | Vivek Contructions | Physical work started | SL No. / Name / Status<br>1 / Completion of the Project / 68 Day(s) Left | Images Not Uploaded |

### ❖ Tender Reports

Tender Report

| SL No. | Name of The Project | Tender Start Date | Tender End Date | Remarks |
|---|---|---|---|---|
| 1 | Integrated Bus Terminal | 11-03-2019 | 10-05-2019 | https://eproc.karnataka.gov.in/eprocurement/common/tender_view_citizens.seam?conversationId=3245&conversationIsLongRunning=true |
| 2 | Supply and installation of smart pole in different places | 25-04-2019 | 25-06-2019 | Updates |
| 3 | Development of Parking conservancies at various road in Tumakuru | 25-04-2019 | 03-06-2019 | https://eproc.karnataka.gov.in/eprocurement/common/tender_view_citizens.seam?conversationId=2877&conversationIsLongRunning=true |
| 4 | Development of Auto Stands | Date Not Availble | Date Not Availble | update |
| 5 | Development of Smart Bus Shelters in DBT Mode | 25-04-2019 | 03-06-2019 | https://eproc.karnataka.gov.in/eprocurement/common/eproc_tenders_list.seam |
| 6 | ICMCC Phase 2 | 24-04-2019 | 03-06-2019 | tendereed |
| 7 | public toilets- phase 1 (5 e toilets | Date Not Availble | Date Not Availble | Tendered |
| 8 | Smart Energy Metering | 07-03-2019 | 27-04-2019 | https://eproc.karnataka.gov.in/eprocurement/common/tender_view_citizens.seam?conversationId=4282&conversationIsLongRunning=true |

## ❖ Customized Reports

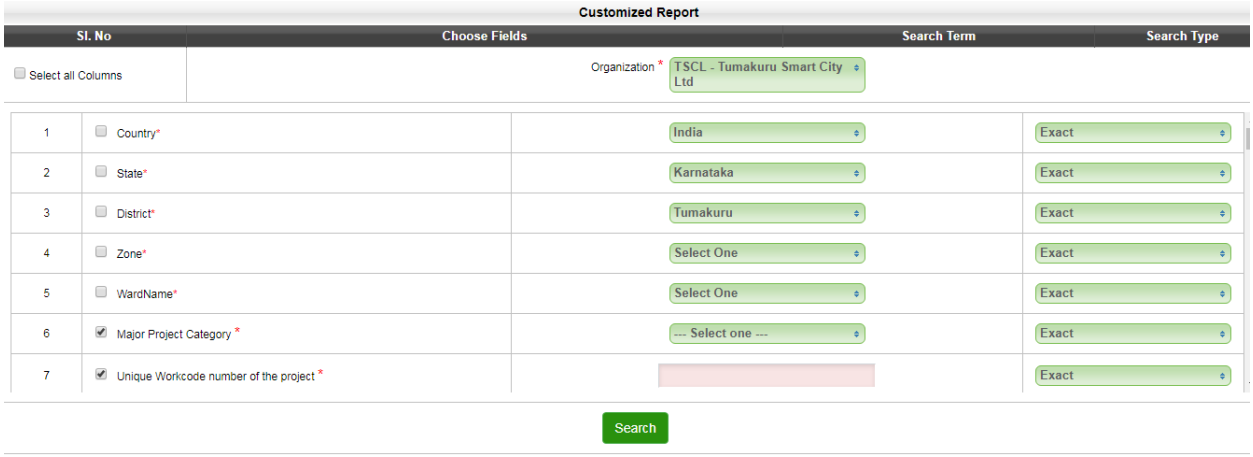


### i. Notesheet Menu:

Notesheet is been enabled against each project for note correspondence. The note can be shared to an appropriate officer and the status can be monitored.

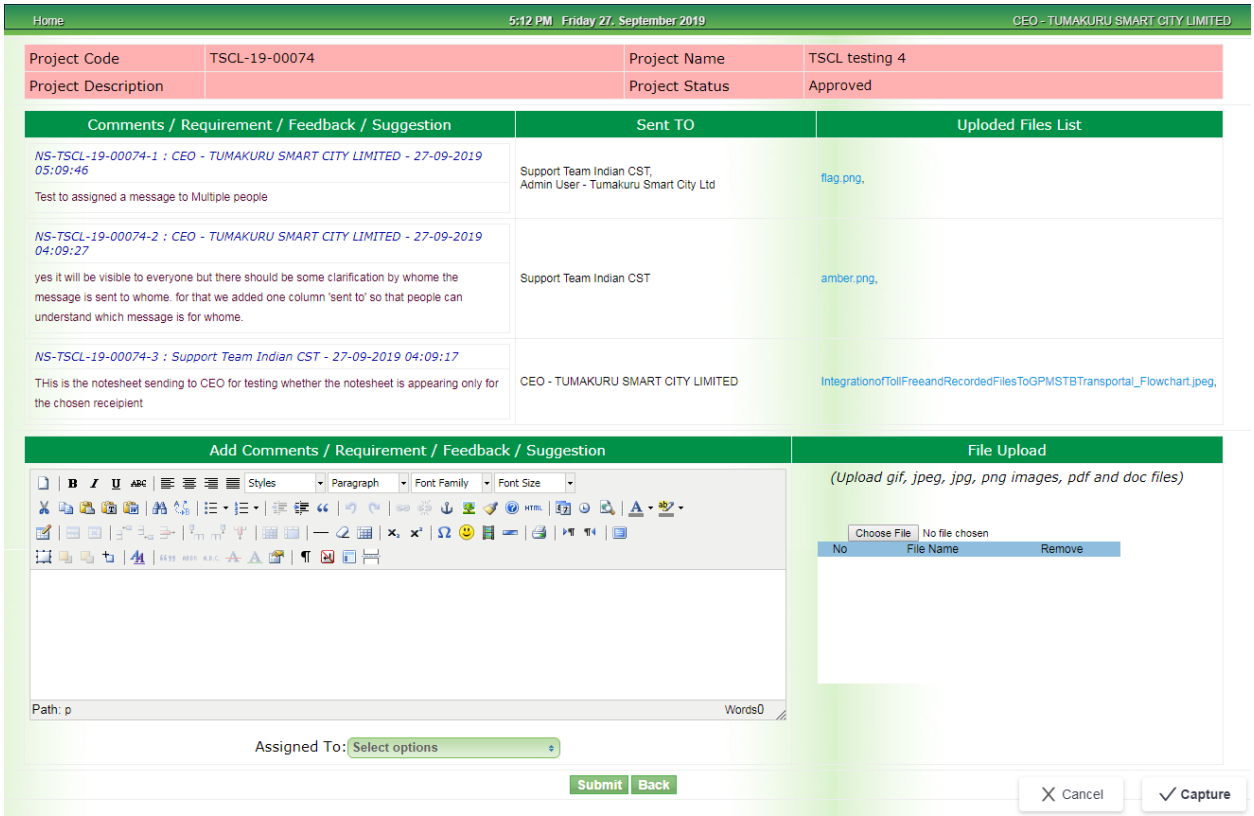


**o. Payment Module:**

This module facilitates in maintaining the payment details such as Bill details, MB book, Deductions, and approval status by concerned officers against each project, online.

1. Once the project is created from the Generate Project Code Menu by adding Project Details, Project Location, Project Team, Project Category, Admin can approve the project.

2. Once the project is approved the Project Manager can add further project details like Billing Details, Financial Details, Project Location, Project Team, Approval Details, Tender Details. In Financial details, there will be Awarded Contract Sum, which is the awarded project amount approved for the whole project. Hence, the Payment amount should not be greater than the Awarded contract sum. The Awarded Contract Amount can be edited using the update project link which will be available in the Project List Menu.
3. After adding all the project details it will be available in the Project List and assigned to the concerned Project Team entered while entering the Project Details.
4. Once the Project appears on the Project list the user can enter the Payment Details

**Flow:**

1. **Contractor :** The contractor will create a payment for a particular project. The contractor will upload the bill and then he will approve the payment. Once it is approved it will go to the caseworker.
2. **Caseworker :** Once the payment record appears for Caseworker he will be able to Approve to the next level user(ex.AE) or Send back to the Previous level user(ex. Contractor). If it is Approved by the Caseworker it will go to the AE otherwise it will remain in Pending status. The same process will be followed by the given users (AE, AEE, EE, CE) respectively where one step forward can approve and one step backward can send back by a particular user.
3. **Caseworker** : He will enter further Bill payment details where the Gross amount should be entered which can not be greater than the Present Bill Amount and Present Bill Amount cannot be greater than the Awarded Cost. The caseworker can enter the different types of Tax deduction like IT, GST, etc. which can be deducted from the Gross amount and then Net Payable Amount will be generated. The caseworker can also create and delete the different type of Tax deduction.
4. **CFO :** Once the payment record will be reached to the CFO he will be able to send back to any backword level user or can Approve the same to JMD.
5. **JMD** : JMD will follow the same rule as CFO and the payment record can forward to MD.
6. **MD** : MD also will follow the same rule as JMD and CFO but once MD will Approve the Payment the payment record will never go back to any previous level user for any kind of edit in the payment record. It will directly go to the CFO and CFO will make a request for the Cheque to Caseworker.
7. **CFO :** CFO can make a request to the Caseworker to prepare cheque until then it will be in Pending status.

**Bill Flow:**

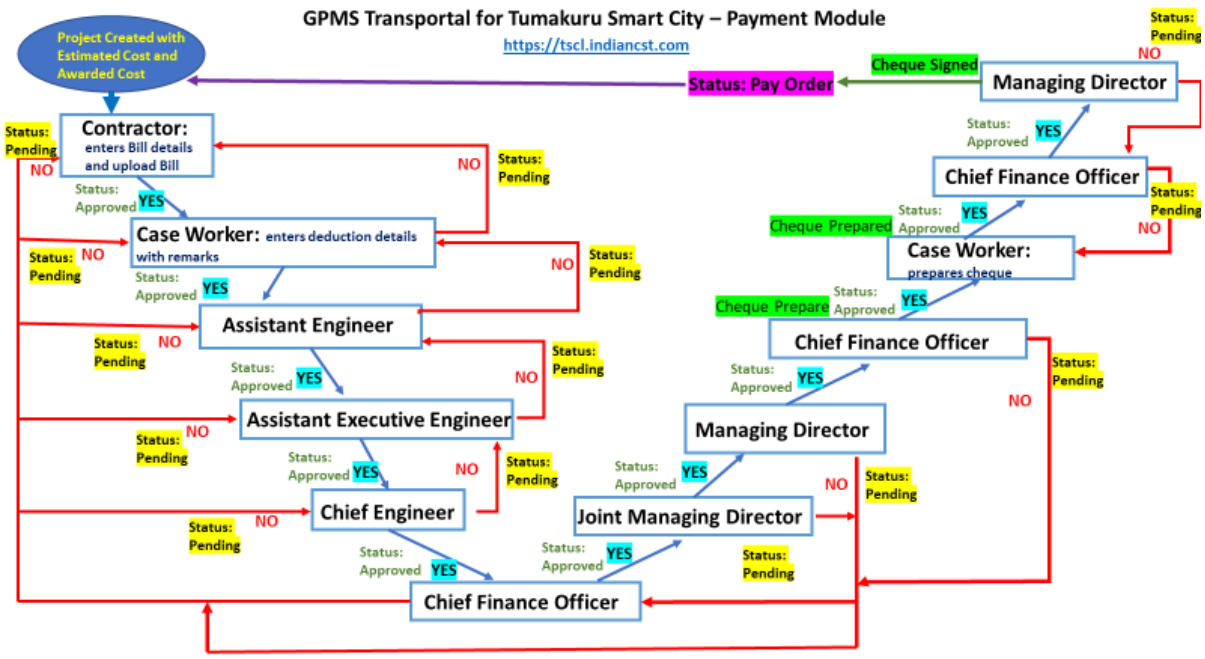


## Validations:

1. Users can access Payment module by clicking on **Validate->Financial Management->Payment menu**
2. Contractor can raise any number of Bills against the Awarded cost of the Project. Total Bills amount should be less than or equal to Awarded cost.
3. Whenever the Status – Approved is selected and Submit the record, the record will be available to the next level user.
4. Whenever the Status – Send Back is selected and Submit the record, the record will be available to the previous level user
5. Only CFO, JMD and MD can send back the record to any user level by selecting the level of the user in the Send Back To list box.
6. Whenever the record is Sent Back by any of the level user, the further flow of the payment will be blocked.
7. Payment History is available to all the users
8. Once MD Approves the payment, the record will be available to CFO. When CFO submits the record, the record is available to Case worker to prepare the cheque. Case worker prepared the cheque and Approve the record. The approved record will be available to CFO for verification.

CFO then submits the record and the record will be available to MD for final verification. MD after verifying selects **PAY ORDER** status and submit the button. Thus, completes the Payment flow for a particular Bill.

9. Bill Details are available in the **Validate->Project List - Project Dashboard** against a particular project
10. Month wise Payments and Month wise Deduction Reports are available only to CFO login. Printing the same is enabled.
11. Bill Details will be available in the **Home page of Project Details link**

**User Level Flow**

1. **ICT Manger:**
   a) creates a project by adding Caseworker, AE, AEE EE, CE, CFO, JMD and MD in the Project Team tab. **Awarded cost** must be entered
   b) The existing users/engineers should be mapped to their designation **group in Key Participants->User Registration – Edit** each user page and map to their respective designation in the **Group To** list box
   c) register Contractor's(stakeholder's) Organization in TSCL GPMS Transportal
   d) register Contractor for the stakeholder organization by mapping to Stakeholder user to the Stakeholder user group in **Key Participants->User Registration->Group TO list box**
   e) adds Contractor to the project by adding him in project team tab
2. **Contactor:**
   a) logs in with the assigned user id and password provided by the TSCL ICT Manager
   b) clicks on the Payment Link and clicks on Add Payment
   c) enters basic Bill details and clicks on SUBMIT button
   d) clicks on Payment Link and clicks on Upload Bill and upload the needed Bill
   e) selects Approved from the Status list box
   f) enters Remarks
   g) clicks on SUBMIT button
3. **Case Worker:**
   a) clicks on Payment link
   b) clicks on Add Payment link
   c) enters the necessary deductions
   d) selects Approved from the Status list box
   e) enters Remarks
   f) clicks on SUBMIT button
4. **Assistant Engineer:**
   a) clicks on Payment link

b) clicks on Add Payment
c) selects Approved from the Status list box
d) enters Remarks
e) clicks on SUBMIT button

5. **Assistant Executive Engineer:**
   a) clicks on Payment link
   b) clicks on Add Payment
   c) selects Approved from the Status list box
   d) enters Remarks
   e) clicks on SUBMIT button

6. **Executive Engineer:**
   a) clicks on Payment link
   b) clicks on Add Payment
   c) selects Approved from the Status list box
   d) enters Remarks
   e) clicks on SUBMIT button
7. **Chief Engineer:**
   a) clicks on Payment link
   b) clicks on Add Payment
   c) selects Approved from the Status list box
   d) enters Remarks
   e) clicks on SUBMIT button
8. **Chief Accounts Officer:**
   a) clicks on Payment link
   b) clicks on Add Payment
   c) selects Approved from the Status list box
   d) enters Remarks
   e) clicks on SUBMIT button
9. **Joint Managing Director**
   a) clicks on Payment link
   b) clicks on Add Payment
   c) selects Approved from the Status list box
   d) enters Remarks
   e) clicks on SUBMIT button
10. **Managing Director**
   a) clicks on Payment link
   b) clicks on Add Payment

c) selects Approved from the Status list box
d) enters Remarks
e) clicks on SUBMIT button

**11. Chief Accounts Officer**

a) clicks on Payment link
b) clicks on Add Payment
**c)** selects Approved from the Status list box **(gives approval for case worker to prepare the cheque)**
d) enters Remarks
e) clicks on SUBMIT button

**12. Case worker:**

a) clicks on Payment link
b) clicks on Add Payment
c) enters cheque details by providing necessary cheque details
d) selects Approved from the Status list box (**cheque prepared**)
e) enters Remarks
f) clicks on SUBMIT button

**13. Chief Accounts Officer**

a) clicks on Payment link
b) clicks on Add Payment
c) selects Approved from the Status list box
d) enters Remarks
e) clicks on SUBMIT button

**14. Managing Director**

f) clicks on Payment link
g) clicks on Add Payment
h) selects **Pay Order** from the Status list box
i) enters Remarks
j) clicks on SUBMIT button

**Example:**

Server: **Staging Server**

Project Name: **Smart Sports Complex**

Created By **CEO**

Stakeholder/Contractor: **PMC User (PMCTEST – Organization Name)**

Pre-requisite Project is created, and Stakeholder is mapped to the project.

1. **Contractor -** The Contractor Logs in with the organization code and user id information provided to him by ICT Manager.
    - The particular project will be available in Project Dashboard
    - Under Payment --> Clicks on **Payment link**

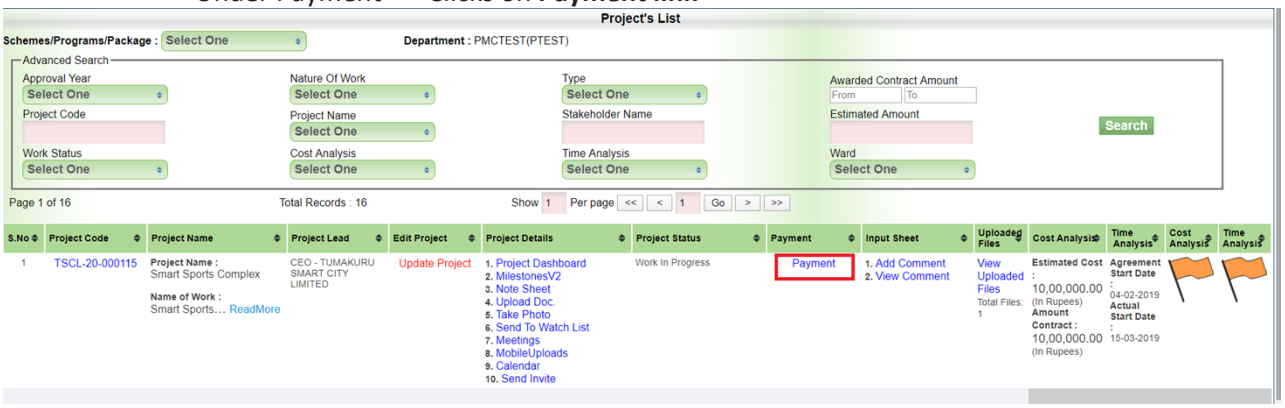


- Clicks on **Add Payment link.**

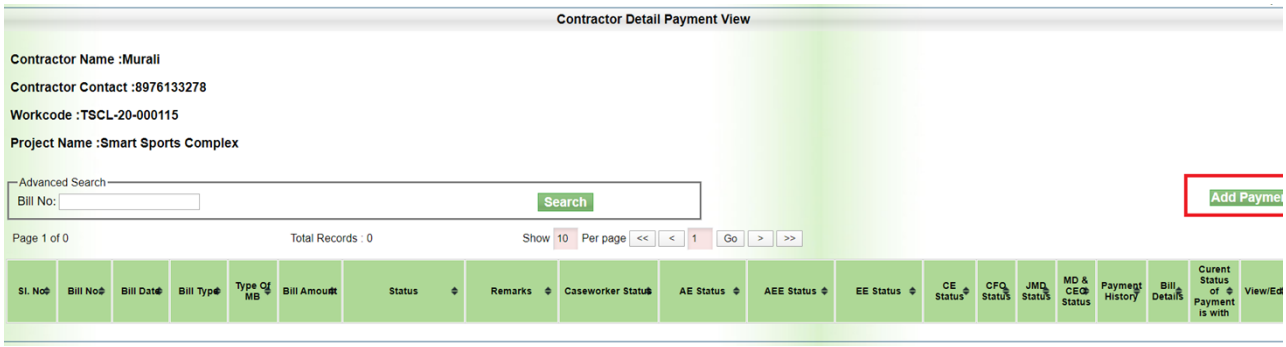

- **Enters Bill Details –** All the details like Bill No, Bill amount, Bill date etc., and clicks on SUBMIT

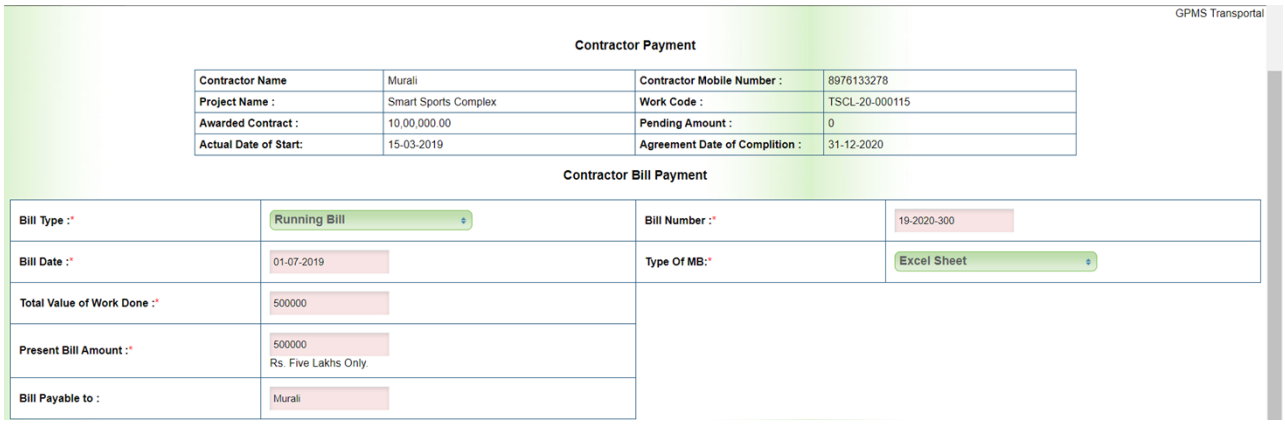


button.

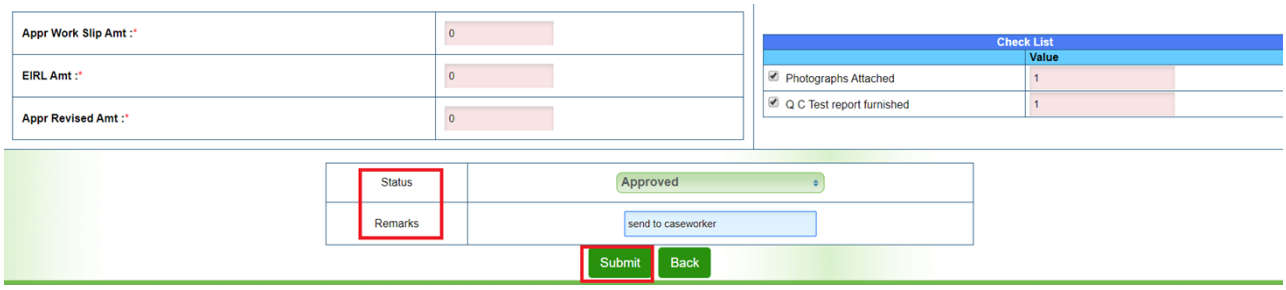


- Click on **Upload Bill** against that record and click on submit button.
- After submitting, view bill details option appears.

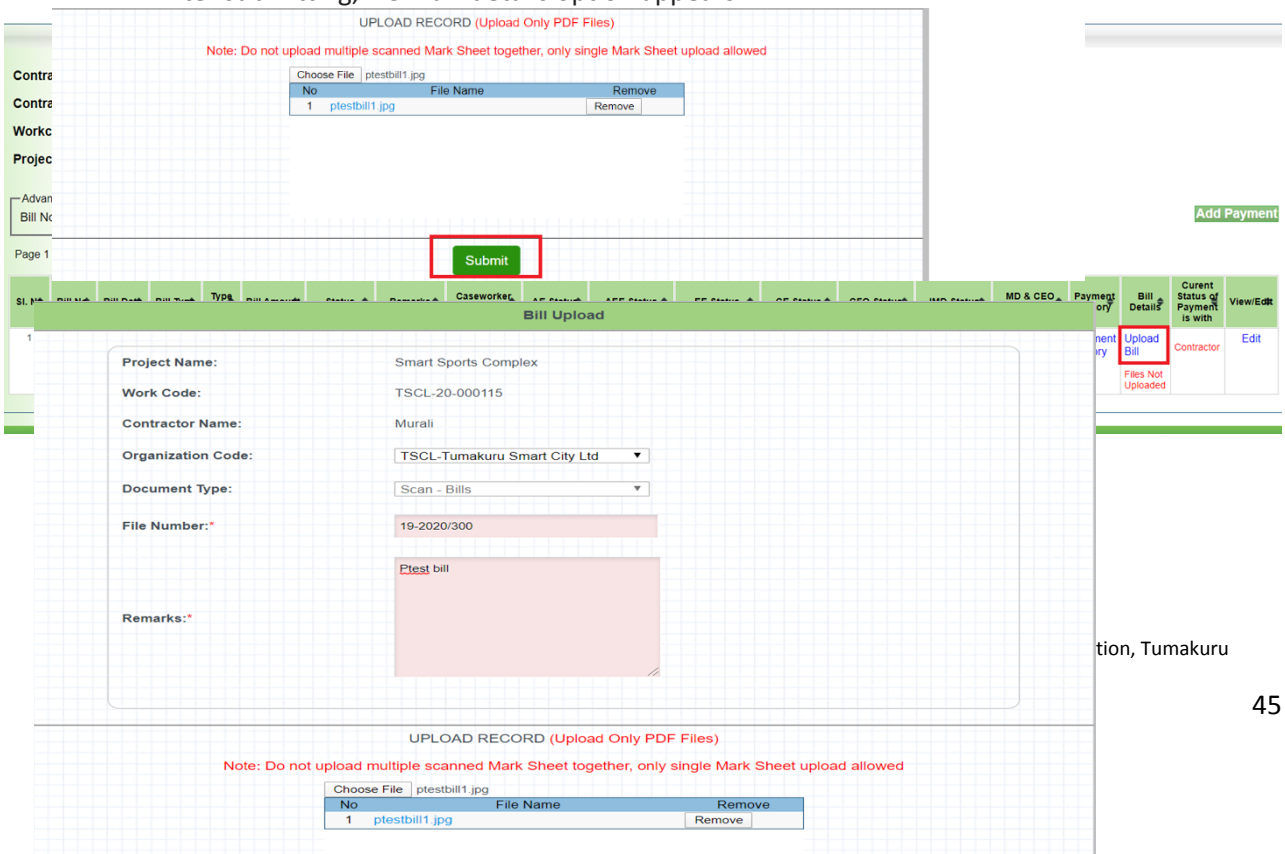

**TUMAKURU SMART CITY GPMS TRANSPORTAL**

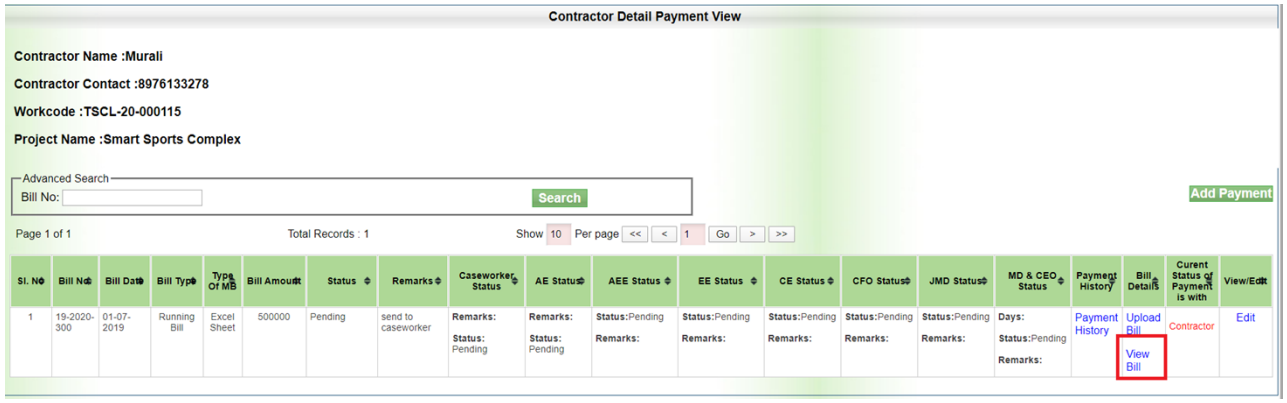


2. **Caseworker -** Once the payment record appears for Caseworker, he will be able to approve to the next level user (ex.AE) or Send back to the Previous level user (ex. Contractor). If it is approved by the Caseworker it will go to the AE otherwise it will remain in Pending status. The same process will be followed by the given users (AE,AEE, EE, CE) respectively where one step forward can approve and one step backward can send back by a particular user.

- The Caseworker Logs in with the organization code and user id information provided to him by ICT Manager
- The project will be available in Project Dashboard
- Click on Validate option --->select **Financial Management** -->select **caseworker**.

- Under Action --> click on **Payment option**.

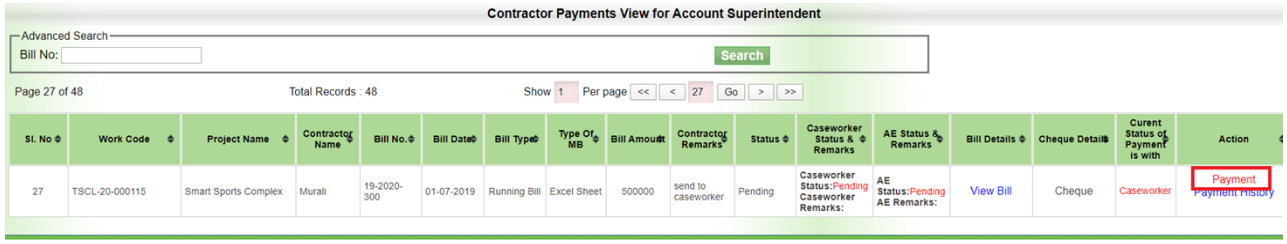

## TUMAKURU SMART CITY GPMS TRANSPORTAL

- Enters **Bill Details** – GST Applicable, MB Nos, Amount, Parentage, IT, SGST etc.....
- Select **Approved** from status list box.
- Enter **Remarks**.
- Click on **Submit** Button.

**Contractor Payment**

| | | | |
|---|---|---|---|
| **Contractor Name** | Murali | **Contractor Mobile Number :** | 8976133278 |
| **Project Name :** | Smart Sports Complex | **Work Code :** | TSCL-20-000115 |
| **Awarded Contract :** | 1000000 | **Pending Amount :** | -500000 |
| **Actual Date of Start:** | 0000-00-00 | **Agreement Date of Complition :** | 0000-00-00 |

**Contractor Bill Payment**

| | | | |
|---|---|---|---|
| **Bill Type :** | Running Bill | **Bill Number :** | 19-2020-300 |
| **Bill Date :** | 01-07-2019 | **Type Of MB:** | Excel Sheet |
| **Total Value of Work Done :** | 500000 | **Less Previous Paid :** | |
| **Less Advance Paid :** | | **Present Bill Amount :** | 500000 |
| **GST Applicable :** | Yes ◉ No ○ | **Gross Amount :** | 500000 In Rs. |

| | |
|---|---|
| **Appr Work Slip Amt :*** | 0 |
| **EIRL Amt :*** | 0 |
| **Appr Revised Amt :*** | 0 |

| Check List | Value |
|---|---|
| ☑ Photographs Attached | 1 |
| ☑ Q C Test report furnished | 1 |

| | | | |
|---|---|---|---|
| **MB Nos :*** | 250 | **MB Page Nos :*** | 100 |

| | | | | | | |
|---|---|---|---|---|---|---|
| **IT** | 1000 | In Rs. | 10 | In % | 100 | In Rs. |
| **SGST** | 1000 | In Rs. | 10 | In % | 100 | In Rs. |
| **CGST** | 0.00 | In Rs. | 0.00 | In % | 0 | In Rs. |
| **FSD** | 0.00 | In Rs. | 0.00 | In % | 0 | In Rs. |
| **LR** | 500 | In Rs. | 10 | In % | 50 | In Rs. |
| **LWF** | 0.00 | In Rs. | 0.00 | In % | 0.00 | In Rs. |
| **CBF** | 3500 | In Rs. | 10 | In % | 350 | In Rs. |
| **Roylity** | 500 | In Rs. | | | | |
| **Penality** | 0.00 | In Rs. | | | | |

| | |
|---|---|
| **Tax Calucaltaion** | 1100.00 |
| **Net Payable to Contactor** | 498900.00<br>Rs. Five Lakhs Only. |

| | |
|---|---|
| Status: | Approved |
| Cheque Status: | Pending |
| Remarks | Net payable to contractor arrived Rs. 498 |

Submit Back

3. **<u>Assistant Engineer (AE) -</u>** After approval from caseworker it will come to AE level .
   - The AE Logs in with the organization code and user id information provided to him by ICT Manager
   - The project will be available in Project Dashboard
   - Click on Validate option --->select **Financial Management** -->select **AE Payment**.

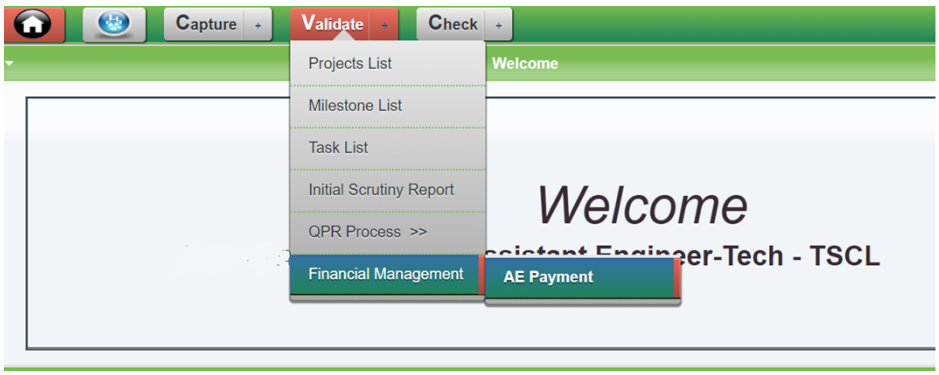


   - Under **Action** --> Click on **Payment option**.

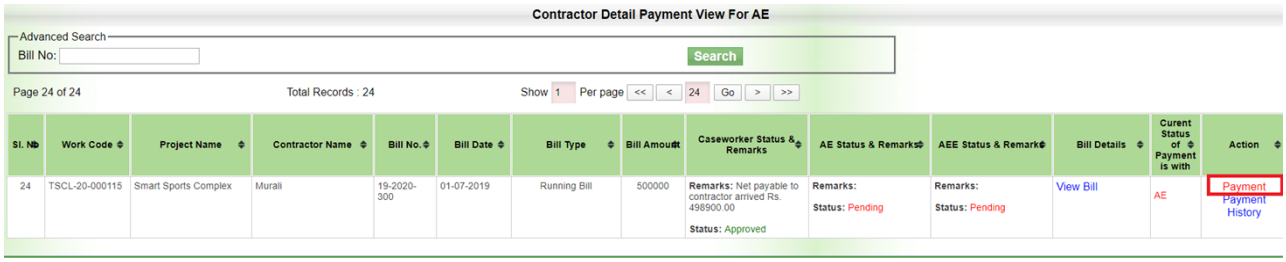


   - Check all the fields, if correct select status as approved otherwise pending.
   - Enter **Remarks**.

- Click on **Submit** Button

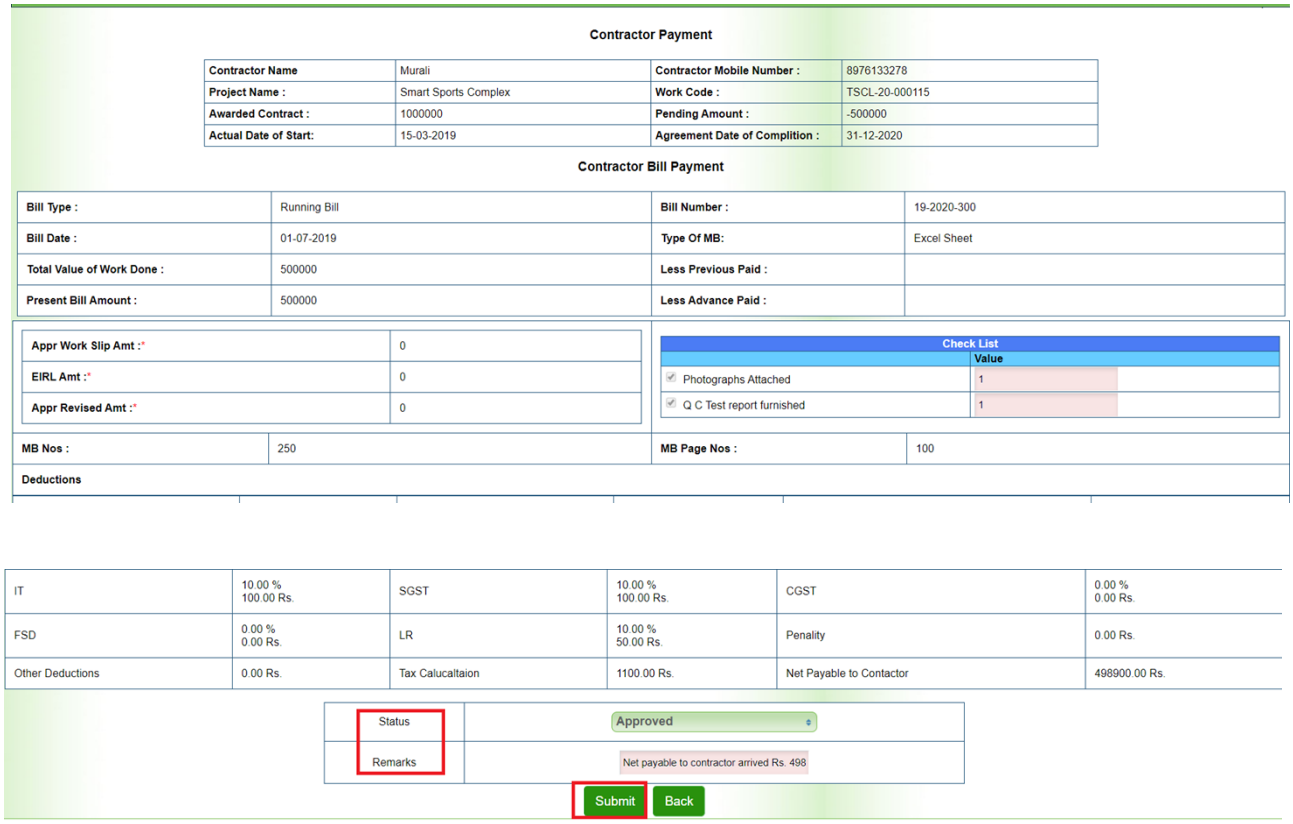

Contractor Payment

| | | | |
|---|---|---|---|
| Contractor Name | Murali | Contractor Mobile Number : | 8976133278 |
| Project Name : | Smart Sports Complex | Work Code : | TSCL-20-000115 |
| Awarded Contract : | 1000000 | Pending Amount : | -500000 |
| Actual Date of Start: | 15-03-2019 | Agreement Date of Complition : | 31-12-2020 |

Contractor Bill Payment

| | | | |
|---|---|---|---|
| Bill Type : | Running Bill | Bill Number : | 19-2020-300 |
| Bill Date : | 01-07-2019 | Type Of MB: | Excel Sheet |
| Total Value of Work Done : | 500000 | Less Previous Paid : | |
| Present Bill Amount : | 500000 | Less Advance Paid : | |

| | |
|---|---|
| Appr Work Slip Amt :* | 0 |
| EIRL Amt :* | 0 |
| Appr Revised Amt :* | 0 |

| Check List | Value |
|---|---|
| Photographs Attached | 1 |
| Q C Test report furnished | 1 |

| | | | |
|---|---|---|---|
| MB Nos : | 250 | MB Page Nos : | 100 |

Deductions

| | | | | | |
|---|---|---|---|---|---|
| IT | 10.00 %<br>100.00 Rs. | SGST | 10.00 %<br>100.00 Rs. | CGST | 0.00 %<br>0.00 Rs. |
| FSD | 0.00 %<br>0.00 Rs. | LR | 10.00 %<br>50.00 Rs. | Penality | 0.00 Rs. |
| Other Deductions | 0.00 Rs. | Tax Calucaltaion | 1100.00 Rs. | Net Payable to Contactor | 498900.00 Rs. |

| | |
|---|---|
| Status | Approved |
| Remarks | Net payable to contractor arrived Rs. 498 |

Submit Back

4. **<u>Assistant Executive Engineer (AEE) -</u>** After approval from AE it will come to AEE level.

- The AEE Logs in with the organization code and user id information provided to him by ICT Manager
- The project will be available in Project Dashboard
- Click on Validate option --->Select **Financial Management** -->select **AEE payment**.

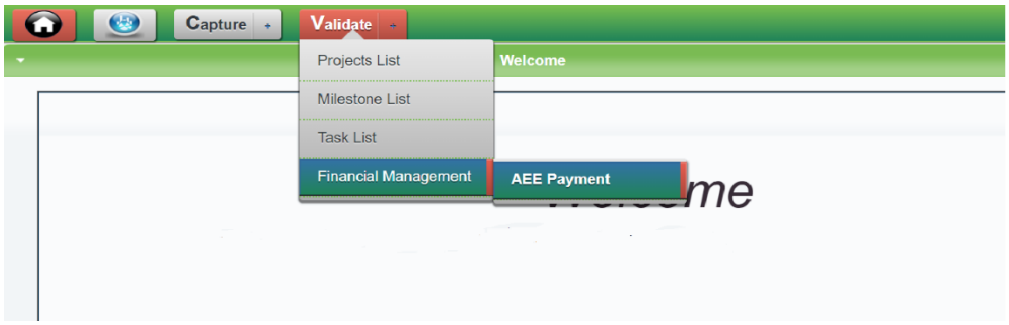

- Under the **Action** --> click on **Payment** option.

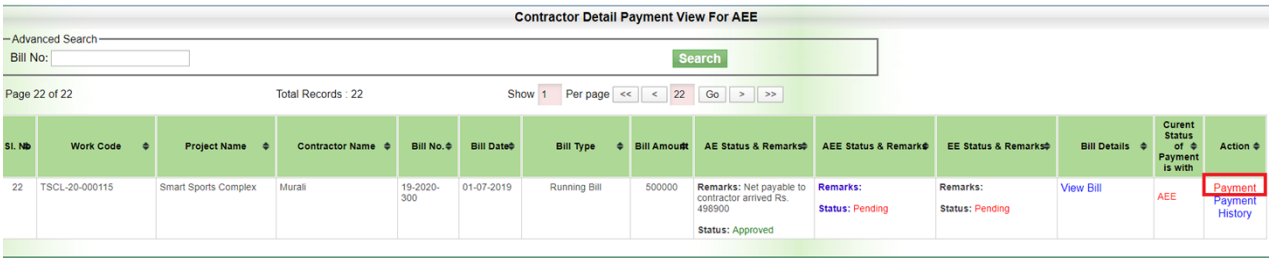


Check all the fields its correct or not.

- Select **Approved** from the status list box
- Enter **Remarks**
- Click on **Submit** Button.

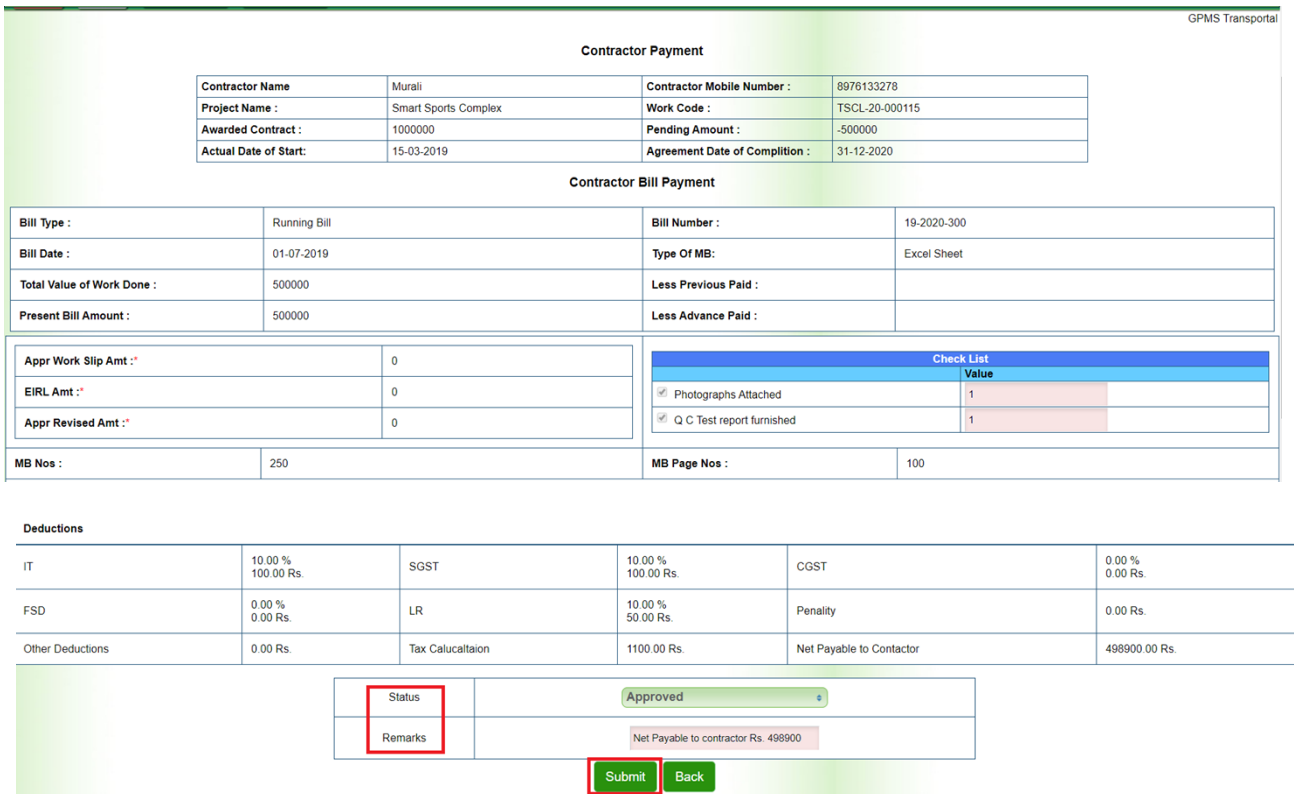

5. **Executive Engineer (EE)-** After approval from AEE it will come to EE level.
   - The EE Logs in with the organization code and user id information provided to him by ICT Manager.
   - The Project will be available in Project Dashboard.
   - Click on Validate option --> Select **Financial Management** --> Select **EE Payment.**

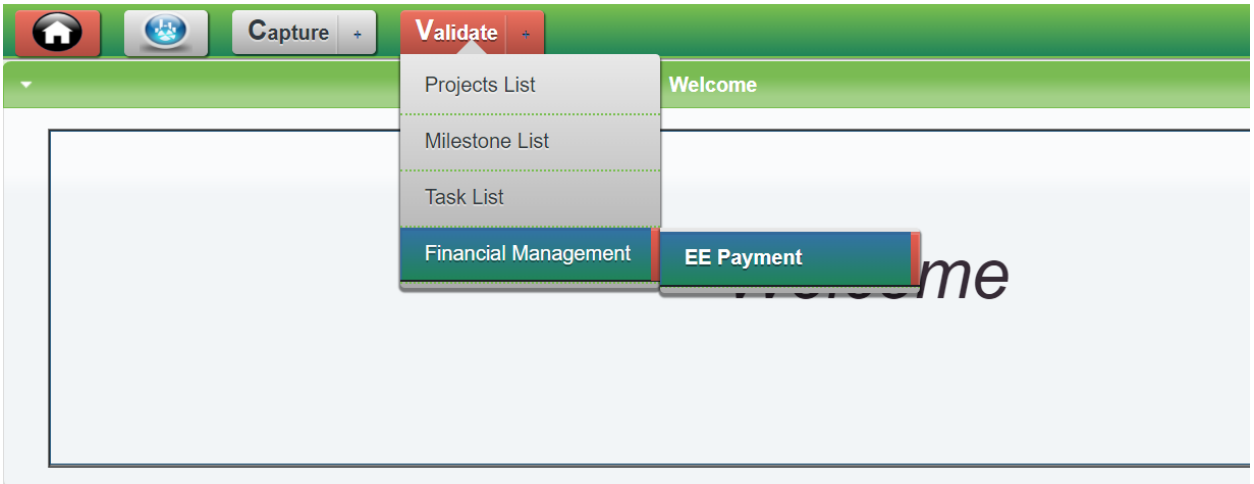


Under the **Action** --> click on **Payment** option.

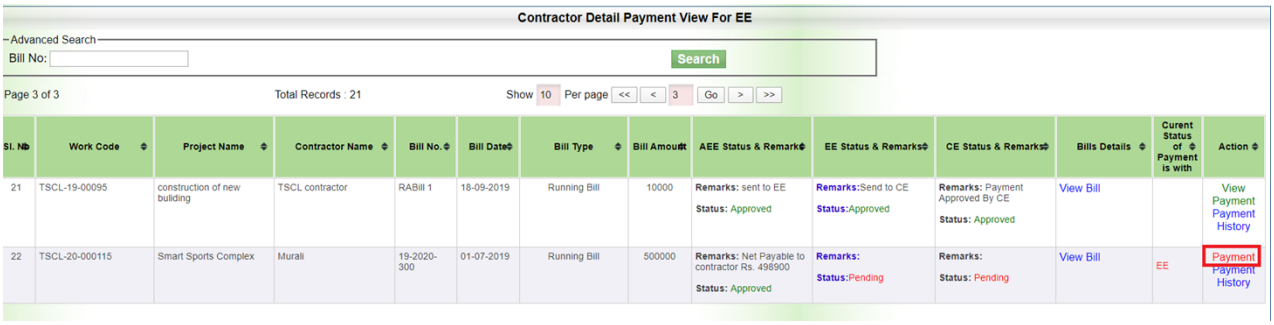


- Check all the fields its correct or not.
- Select **Approved** from the status list box
- Enter **Remarks**
- Click on **Submit** Button.

**Contractor Payment**

| | | | |
|---|---|---|---|
| **Contractor Name** | Murali | **Contractor Mobile Number :** | 8976133278 |
| **Project Name :** | Smart Sports Complex | **Work Code :** | TSCL-20-000115 |
| **Awarded Contract :** | 1000000 | **Pending Amount :** | -500000 |
| **Actual Date of Start:** | 15-03-2019 | **Agreement Date of Complition :** | 31-12-2020 |

**Contractor Bill Payment**

| | | | |
|---|---|---|---|
| **Bill Type :** | Running Bill | **Bill Number :** | 19-2020-300 |
| **Bill Date :** | 01-07-2019 | **Type Of MB:** | Excel Sheet |
| **Total Value of Work Done :** | 500000 | **Less Previous Paid :** | |
| **Present Bill Amount :** | 500000 | **Less Advance Paid :** | |

| | |
|---|---|
| **Appr Work Slip Amt :*** | 0 |
| **EIRL Amt :*** | 0 |
| **Appr Revised Amt :*** | 0 |

| Check List | Value |
|---|---|
| Photographs Attached | 1 |
| Q C Test report furnished | 1 |

| | | | |
|---|---|---|---|
| **MB Nos :** | 250 | **MB Page Nos :** | 100 |

**Deductions**

| | | | | | |
|---|---|---|---|---|---|
| IT | 10.00 %<br>100.00 Rs. | SGST | 10.00 %<br>100.00 Rs. | CGST | 0.00 %<br>0.00 Rs. |
| FSD | 0.00 %<br>0.00 Rs. | LR | 10.00 %<br>50.00 Rs. | Penality | 0.00 Rs. |
| Other Deductions | 0.00 Rs. | Tax Calucaltaion | 1100.00 Rs. | Net Payable to Contactor | 498900.00 Rs. |

| | |
|---|---|
| Status | Approved |
| Remarks | Sned to CE |

Submit Back

6. **<u>Chief Engineer (CE)-</u>** After approval from EE it will come to CE level.

- The CE Logs in with the organization code and user id information provided to him by ICT Manager
- The project will be available in Project Dashboard
- Click on Validate option --->select **Financial Management** -->select **CE** payment.

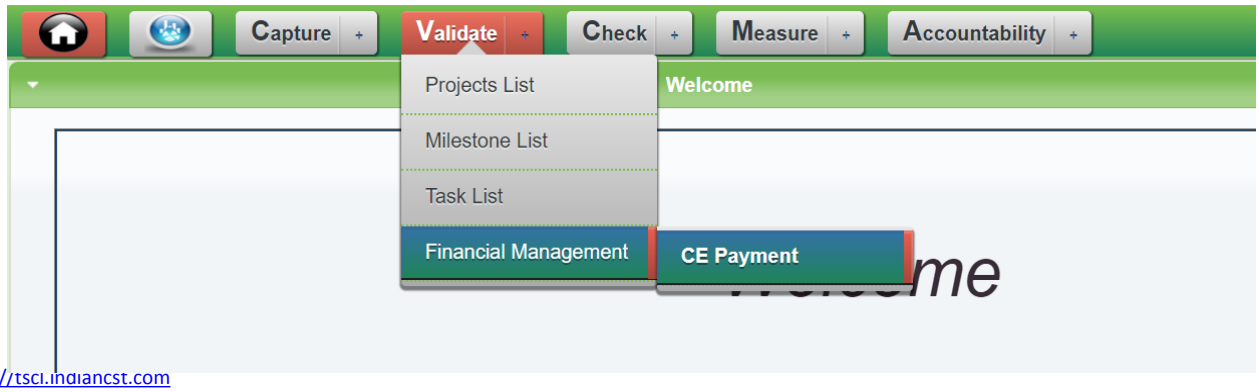

- Under the **Action** --> click on **Payment** option.

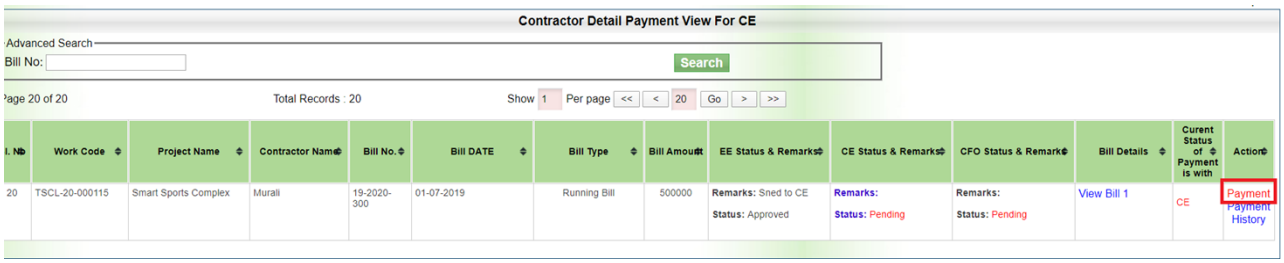


Check all the fields its correct or not.

- Select **Approved** from the status list box
- Enter **Remarks**.
- Click on **Submit** Button.

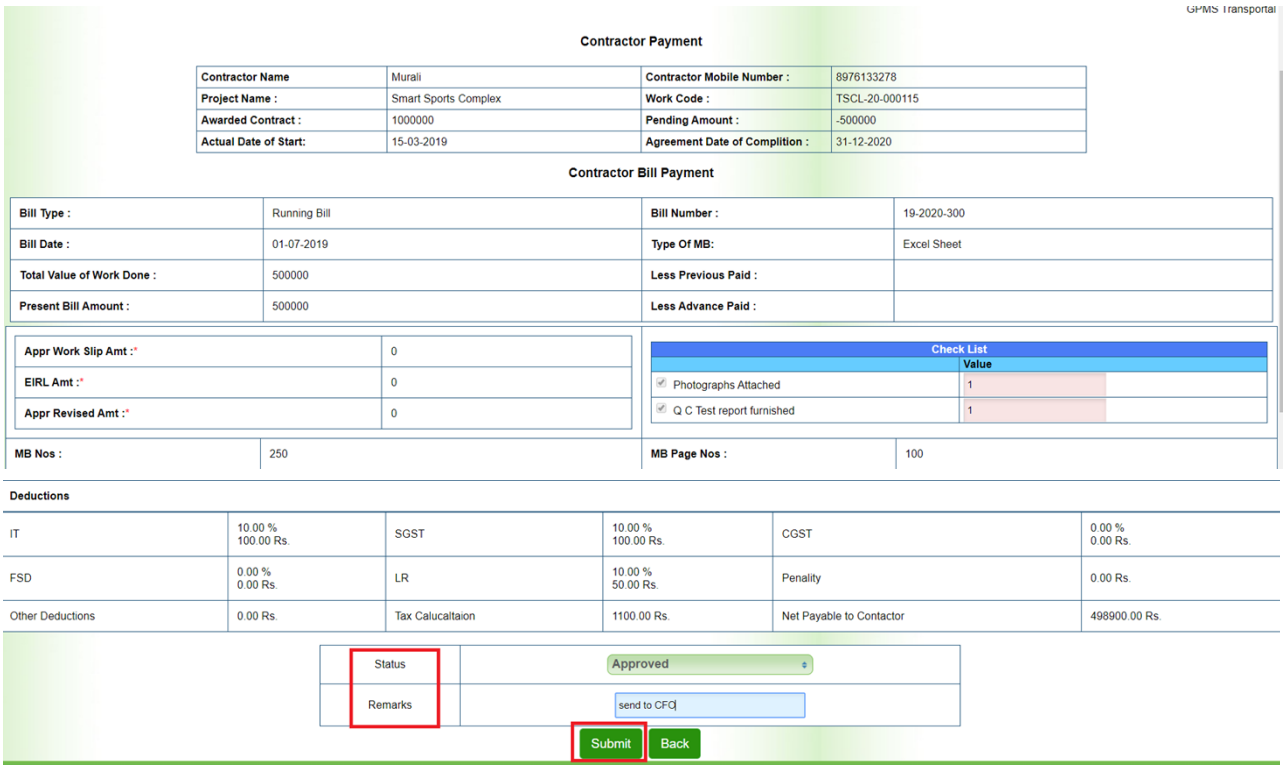


7. **<u>Chief Finance Officer (CFO) -</u>** Once the payment record will be reached to the CFO he will be able to send back to any backward level user or can Approve the same to JMD.

- The CFO Logs in with the organization code and user id information provided to him by ICT Manager
- The project will be available in Project Dashboard

- Click on Validate option --->select **Financial Management** -->select **Chief Financial Officer**

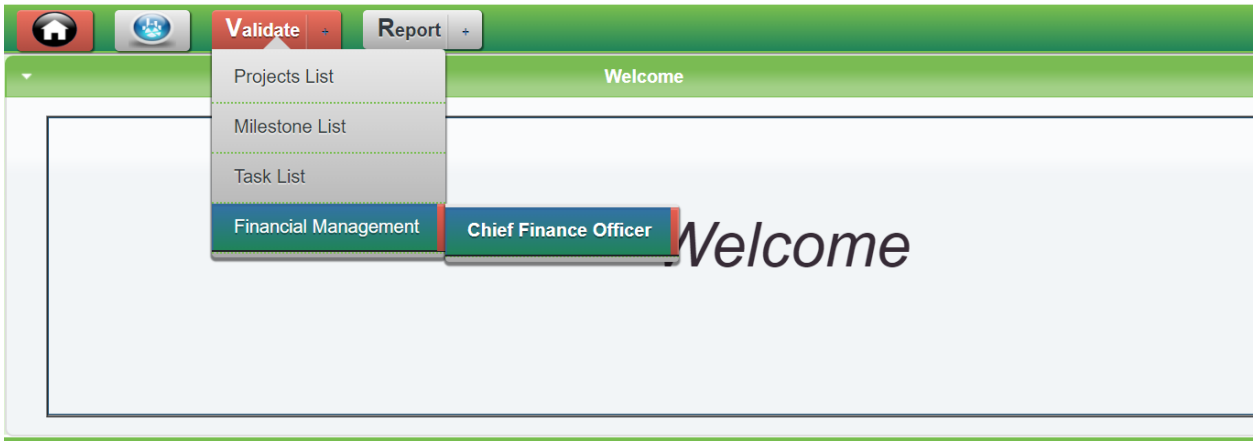


- Under **Action**--> click on **Payment** link.

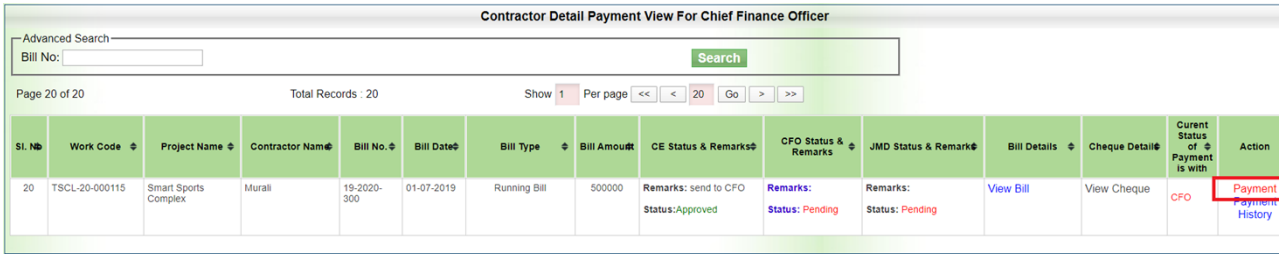


Check all the fields its correct or not.

- Select **Approved** from the status list box
- Enter **Remarks**.
- Click on **Submit** Button.

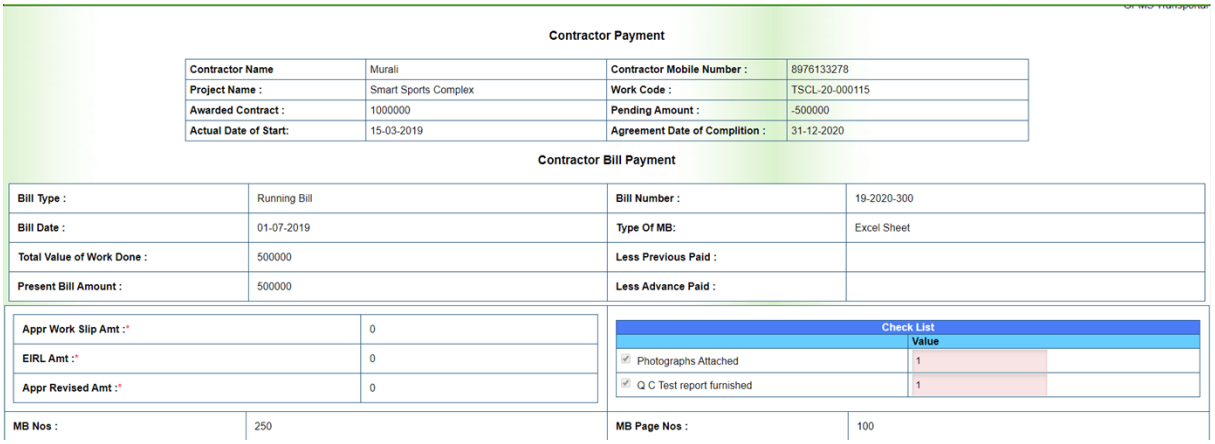

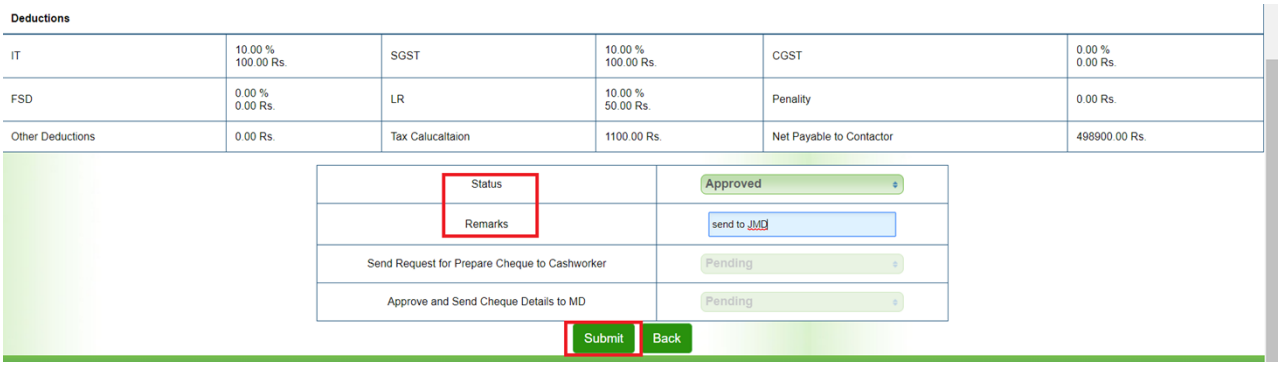

Deductions

| | | | | | |
|---|---|---|---|---|---|
| IT | 10.00 %<br>100.00 Rs. | SGST | 10.00 %<br>100.00 Rs. | CGST | 0.00 %<br>0.00 Rs. |
| FSD | 0.00 %<br>0.00 Rs. | LR | 10.00 %<br>50.00 Rs. | Penality | 0.00 Rs. |
| Other Deductions | 0.00 Rs. | Tax Calucaltaion | 1100.00 Rs. | Net Payable to Contactor | 498900.00 Rs. |

| | |
|---|---|
| Status | Approved |
| Remarks | send to JMD |
| Send Request for Prepare Cheque to Cashworker | Pending |
| Approve and Send Cheque Details to MD | Pending |

Submit Back

8. **Joint Managing Director (JMD) -** JMD will follow the same rule as CFO and the payment record can forward to MD.

- The JMD Logs in with the organization code and user id information provided to him by ICT Manager
- The project will be available in Project Dashboard
  Click on Validate option --->select **Financial Management** -->select **Joint Managing Director.**

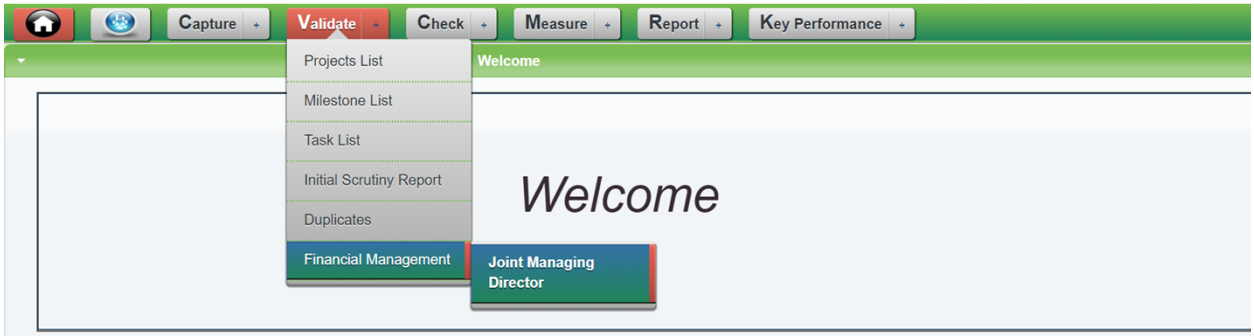


- Under **Action** --> Click on **Payment** option.

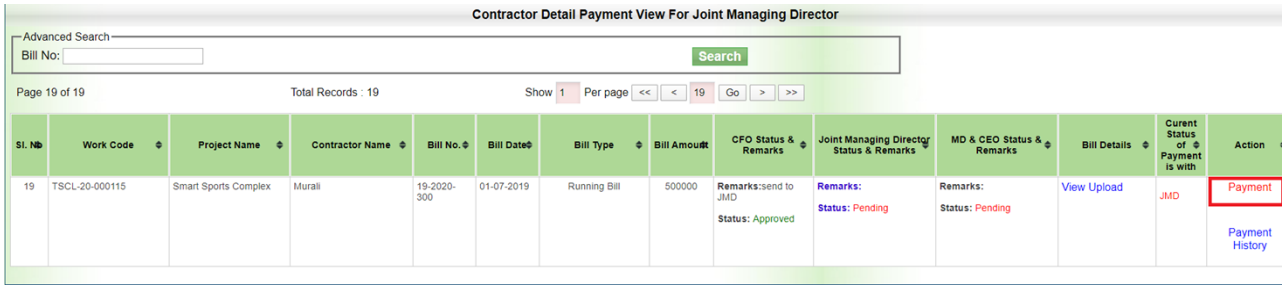

Contractor Detail Payment View For Joint Managing Director

Advanced Search
Bill No: Search

Page 19 of 19 Total Records : 19 Show 1 Per page << < 19 Go > >>

| Sl. No | Work Code | Project Name | Contractor Name | Bill No. | Bill Date | Bill Type | Bill Amount | CFO Status & Remarks | Joint Managing Director Status & Remarks | MD & CEO Status & Remarks | Bill Details | Curent Status of Payment is with | Action |
|---|---|---|---|---|---|---|---|---|---|---|---|---|---|
| 19 | TSCL-20-000115 | Smart Sports Complex | Murali | 19-2020-300 | 01-07-2019 | Running Bill | 500000 | Remarks:send to JMD<br>Status: Approved | Remarks:<br>Status: Pending | Remarks:<br>Status: Pending | View Upload | JMD | Payment<br>Payment History |

Check all the fields its correct or not.

- Select **Approved** from the status list box
- Enter **Remarks**.
- Click on **Submit** button.

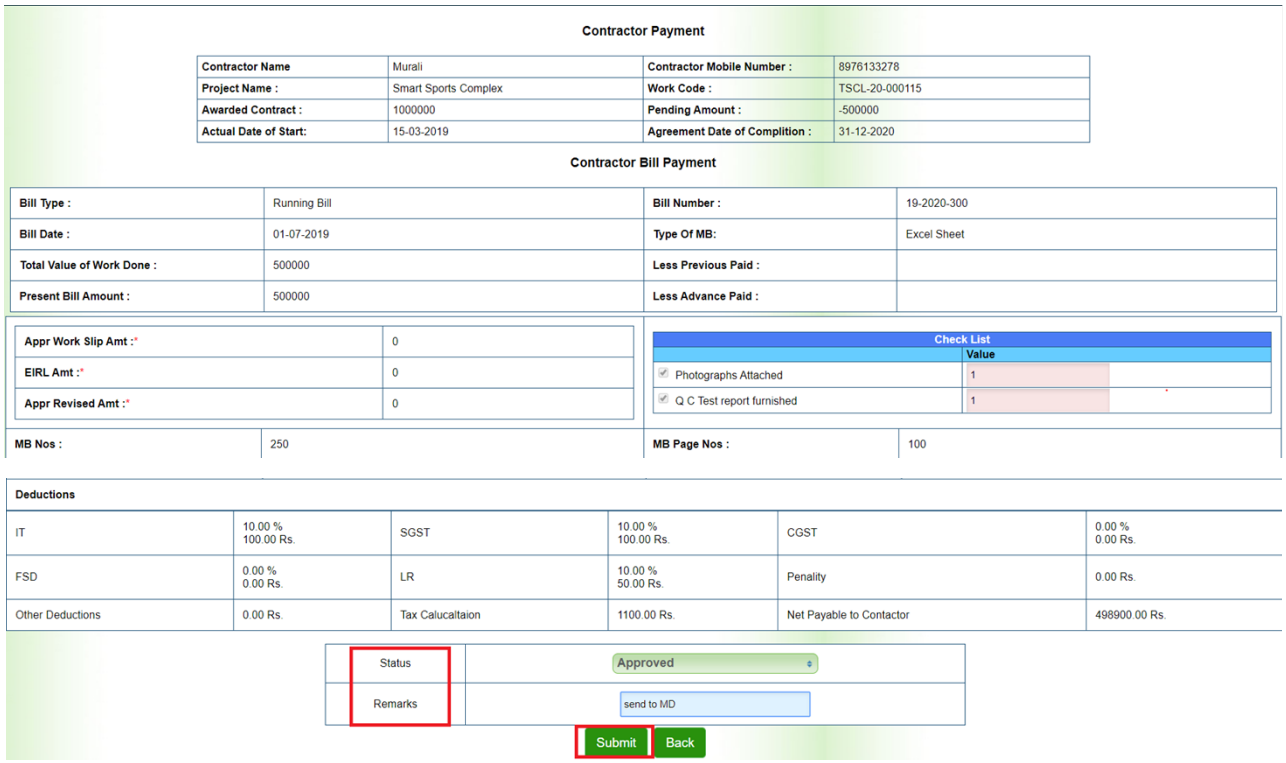

**Contractor Payment**

| | | | |
|---|---|---|---|
| **Contractor Name** | Murali | **Contractor Mobile Number :** | 8976133278 |
| **Project Name :** | Smart Sports Complex | **Work Code :** | TSCL-20-000115 |
| **Awarded Contract :** | 1000000 | **Pending Amount :** | -500000 |
| **Actual Date of Start:** | 15-03-2019 | **Agreement Date of Complition :** | 31-12-2020 |

**Contractor Bill Payment**

| | | | |
|---|---|---|---|
| **Bill Type :** | Running Bill | **Bill Number :** | 19-2020-300 |
| **Bill Date :** | 01-07-2019 | **Type Of MB:** | Excel Sheet |
| **Total Value of Work Done :** | 500000 | **Less Previous Paid :** | |
| **Present Bill Amount :** | 500000 | **Less Advance Paid :** | |

| | |
|---|---|
| **Appr Work Slip Amt :*** | 0 |
| **EIRL Amt :*** | 0 |
| **Appr Revised Amt :*** | 0 |

| Check List | Value |
|---|---|
| Photographs Attached | 1 |
| Q C Test report furnished | 1 |

| | | | |
|---|---|---|---|
| **MB Nos :** | 250 | **MB Page Nos :** | 100 |

**Deductions**

| | | | | | |
|---|---|---|---|---|---|
| IT | 10.00 %<br>100.00 Rs. | SGST | 10.00 %<br>100.00 Rs. | CGST | 0.00 %<br>0.00 Rs. |
| FSD | 0.00 %<br>0.00 Rs. | LR | 10.00 %<br>50.00 Rs. | Penality | 0.00 Rs. |
| Other Deductions | 0.00 Rs. | Tax Calucaltaion | 1100.00 Rs. | Net Payable to Contactor | 498900.00 Rs. |

| | |
|---|---|
| Status | Approved |
| Remarks | send to MD |

Submit Back

9. **<u>Managing Director (MD) -</u>** MD also will follow the same rule as JMD and CFO but once MD will Approve the Payment the payment record will never go back to any previous level user for any kind of edit in the payment record. It will directly go to the CFO and CFO will make a request for the Cheque to Caseworker.
    - The MD Logs in with the organization code and user id information provided to him by ICT Manager
    - The project will be available in Project Dashboard
    - Click on Validate option --->select **Financial Management** -->select **Managing Director and Chief Executive Officer Payment.**

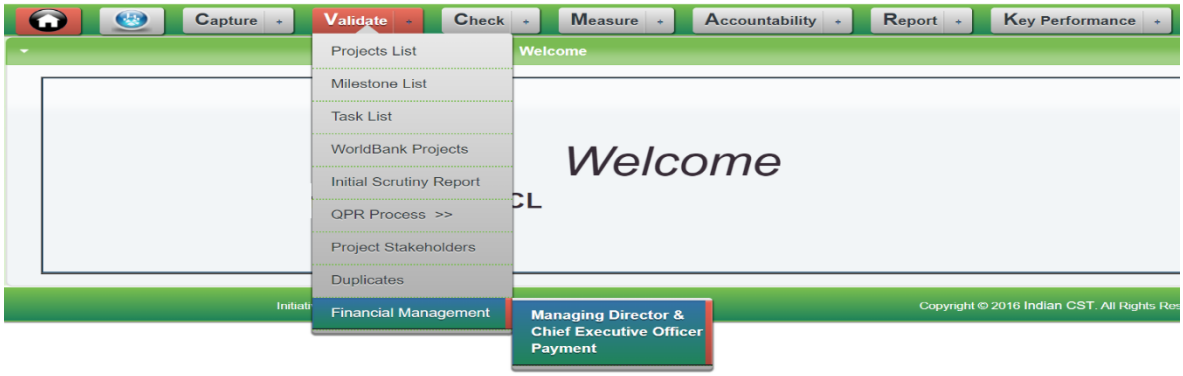


- Under **Action** --> Click on **Payment** link

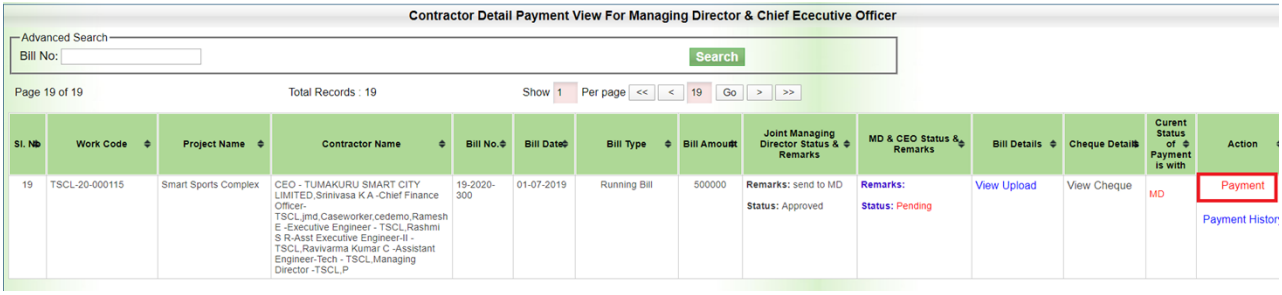


- Check all the fields its correct or not.
- Select **Approved** from the **status** list box.
- Enter **Remarks**.

- Click on **Submit** button.

GPMS Transportal

**Contractor Payment**

| | | | |
|---|---|---|---|
| **Contractor Name** | Murali | **Contractor Mobile Number :** | 8976133278 |
| **Project Name :** | Smart Sports Complex | **Work Code :** | TSCL-20-000115 |
| **Awarded Contract :** | 1000000 | **Pending Amount :** | -500000 |
| **Actual Date of Start:** | 15-03-2019 | **Agreement Date of Complition :** | 31-12-2020 |

**Contractor Bill Payment**

| | | | |
|---|---|---|---|
| **Bill Type :** | Running Bill | **Bill Number :** | 19-2020-300 |
| **Bill Date :** | 01-07-2019 | **Type Of MB:** | Excel Sheet |
| **Total Value of Work Done :** | 500000 | **Less Previous Paid :** | |
| **Present Bill Amount :** | 500000 | **Less Advance Paid :** | |

| | |
|---|---|
| **Appr Work Slip Amt :*** | 0 |
| **EIRL Amt :*** | 0 |
| **Appr Revised Amt :*** | 0 |

| Check List | Value |
|---|---|
| Photographs Attached | 1 |
| Q C Test report furnished | 1 |

| | | | |
|---|---|---|---|
| **MB Nos :** | 250 | **MB Page Nos :** | 100 |

**Deductions**

| | | | | | |
|---|---|---|---|---|---|
| IT | 10.00 %<br>100.00 Rs. | SGST | 10.00 %<br>100.00 Rs. | CGST | 0.00 %<br>0.00 Rs. |
| FSD | 0.00 %<br>0.00 Rs. | LR | 10.00 %<br>50.00 Rs. | Penality | 0.00 Rs. |
| Other Deductions | 0.00 Rs. | Tax Calucaltaion | 1100.00 Rs. | Net Payable to Contactor | 498900.00 Rs. |

| | |
|---|---|
| Status | Approved |
| Cheque Status : | Pending |
| Remarks | send to CFO |

Submit Back

10. **<u>Chief Finance Officer (CFO) –</u>** After approval from MD it will redirect to CFO, which can make a request to the Caseworker to prepare cheque until then it will be in Pending status.
    - The CFO Logs in with the organization code and user id information provided to him by ICT Manager
    - The project will be available in Project Dashboard.

- Click on Validate option -->select **Financial Management** -->select **Chief Finance Officer**.

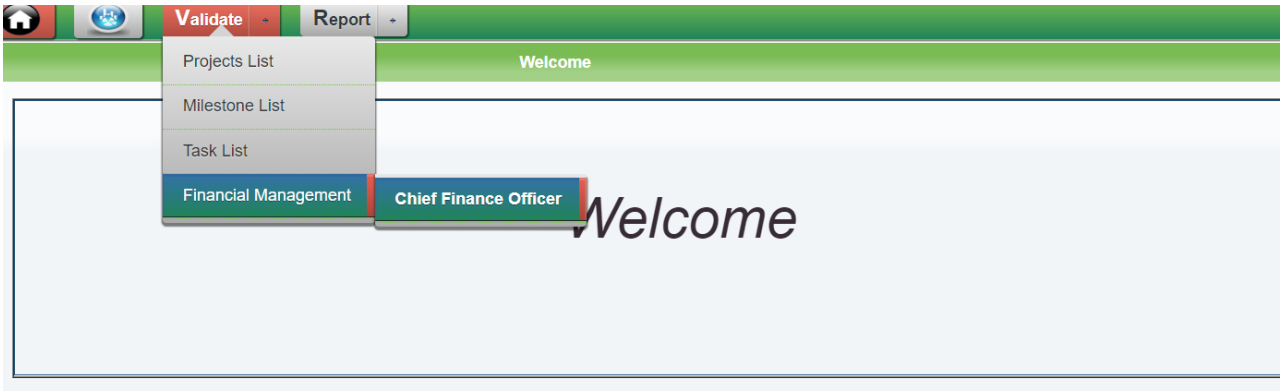


- Under **Action** --> Click on **Payment** option.

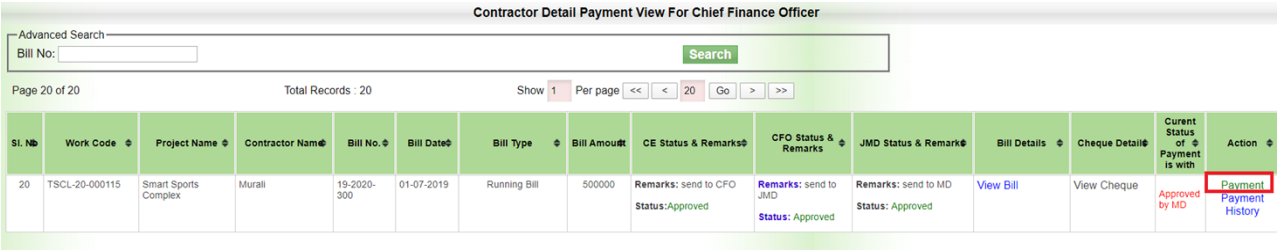


- Selects **Send** from the **Send request for prepare cheque to caseworker** list box (**gives approval for case worker to prepare the cheque**)
- Enters **Remarks**

- Click on **Submit** button.

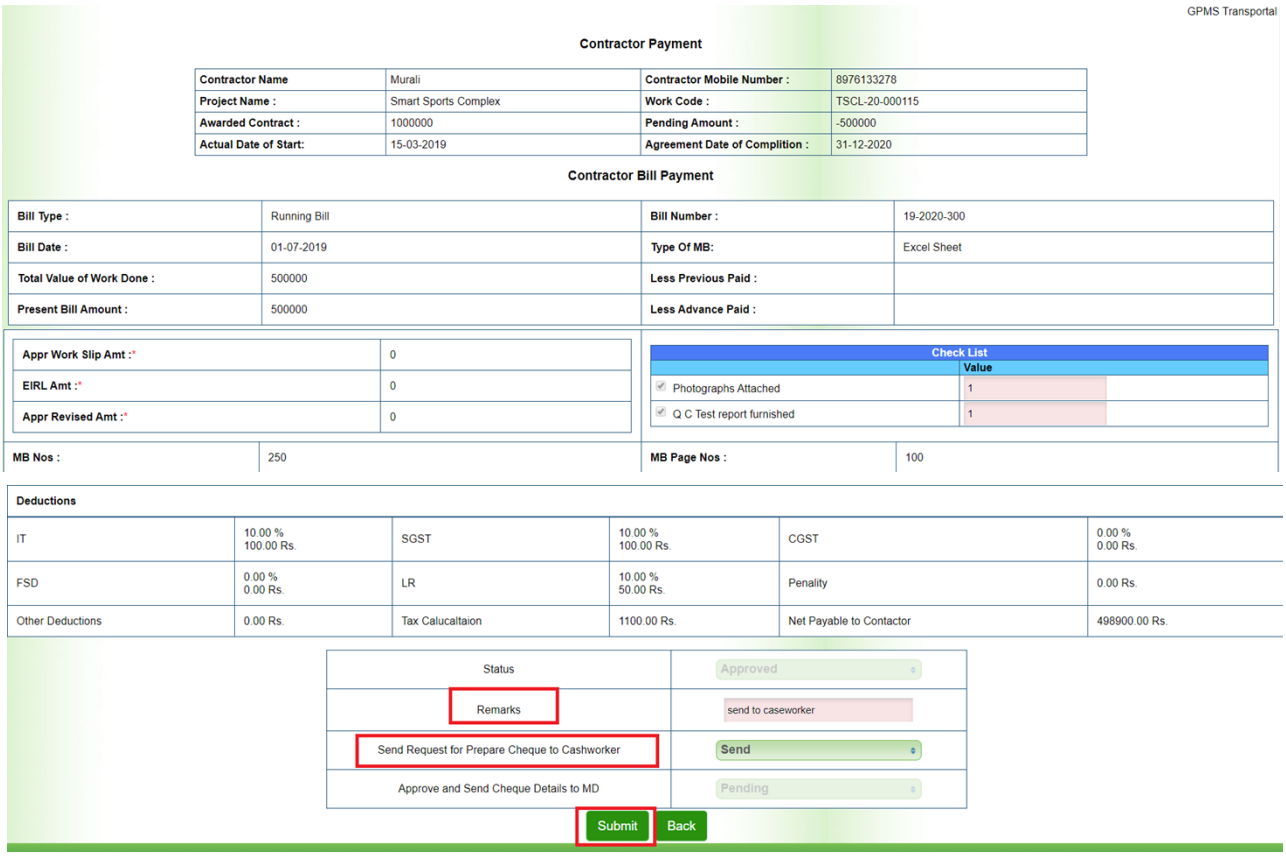

GPMS Transportal

**Contractor Payment**

| | | | |
|---|---|---|---|
| **Contractor Name** | Murali | **Contractor Mobile Number :** | 8976133278 |
| **Project Name :** | Smart Sports Complex | **Work Code :** | TSCL-20-000115 |
| **Awarded Contract :** | 1000000 | **Pending Amount :** | -500000 |
| **Actual Date of Start:** | 15-03-2019 | **Agreement Date of Complition :** | 31-12-2020 |

**Contractor Bill Payment**

| | | | |
|---|---|---|---|
| **Bill Type :** | Running Bill | **Bill Number :** | 19-2020-300 |
| **Bill Date :** | 01-07-2019 | **Type Of MB:** | Excel Sheet |
| **Total Value of Work Done :** | 500000 | **Less Previous Paid :** | |
| **Present Bill Amount :** | 500000 | **Less Advance Paid :** | |

| | |
|---|---|
| **Appr Work Slip Amt :*** | 0 |
| **EIRL Amt :*** | 0 |
| **Appr Revised Amt :*** | 0 |

| Check List | |
|---|---|
| | Value |
| Photographs Attached | 1 |
| Q C Test report furnished | 1 |

| | | | |
|---|---|---|---|
| **MB Nos :** | 250 | **MB Page Nos :** | 100 |

**Deductions**

| | | | | | |
|---|---|---|---|---|---|
| IT | 10.00 %<br>100.00 Rs. | SGST | 10.00 %<br>100.00 Rs. | CGST | 0.00 %<br>0.00 Rs. |
| FSD | 0.00 %<br>0.00 Rs. | LR | 10.00 %<br>50.00 Rs. | Penality | 0.00 Rs. |
| Other Deductions | 0.00 Rs. | Tax Calucaltaion | 1100.00 Rs. | Net Payable to Contactor | 498900.00 Rs. |

| | |
|---|---|
| Status | Approved |
| Remarks | send to caseworker |
| Send Request for Prepare Cheque to Cashworker | Send |
| Approve and Send Cheque Details to MD | Pending |

Submit Back

11. **<u>Caseworker -</u>** Once the Caseworker will get the request to prepare a cheque for the particular payment record, the cheque detail link will be enabled for Caseworker and he can fill the details. Once the cheque details are filled, he can send back the cheque to CFO by changing the cheque status on the payment page.
    - The Caseworker Logs in with the organization code and user id information provided to him by ICT Manager
    - The project will be available in Project Dashboard
    - Click on Validate option --->select **Financial Management** -->select **caseworker**.

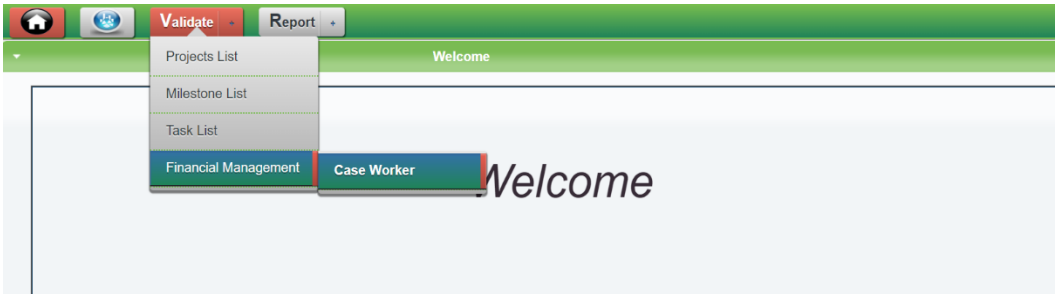


- 

- Under **Cheque Details** --> Click on **cheque option** --> Fill all the details and click on **add** symbol then click on **Submit** button.

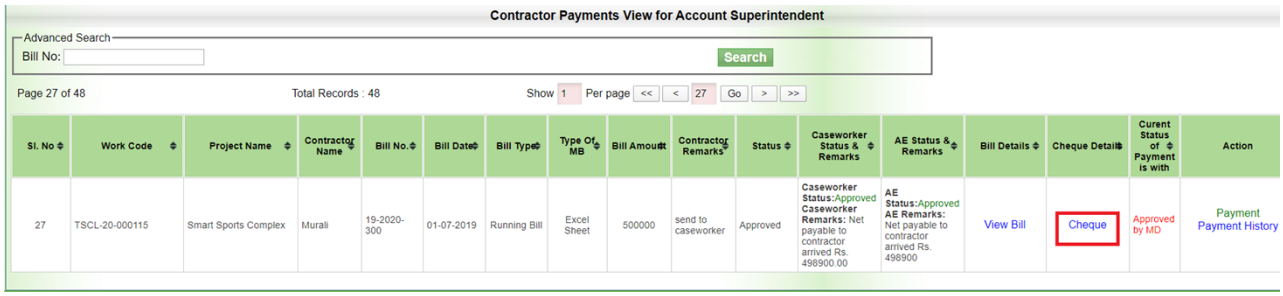


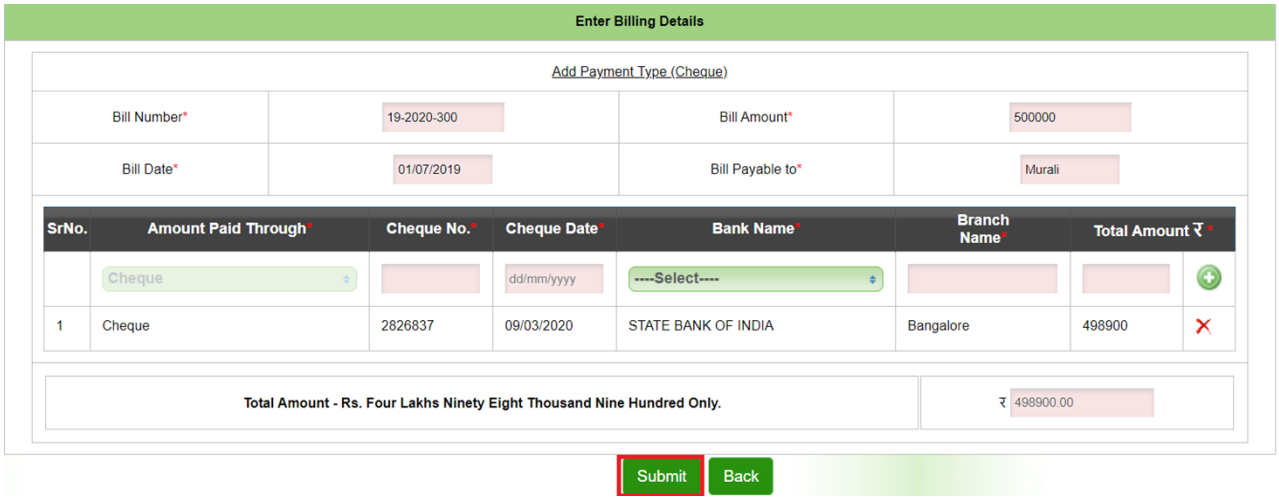

**TUMAKURU SMART CITY GPMS TRANSPORTAL**

- Under **Action** --> click on **Payment** option.

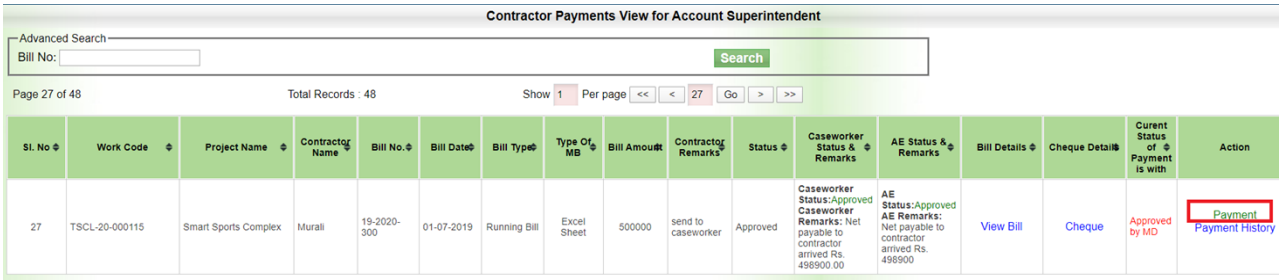

Contractor Payments View for Account Superintendent

Advanced Search
Bill No: Search

Page 27 of 48 Total Records : 48 Show 1 Per page << < 27 Go > >>

| Sl. No | Work Code | Project Name | Contractor Name | Bill No. | Bill Date | Bill Type | Type Of MB | Bill Amount | Contractor Remarks | Status | Caseworker Status & Remarks | AE Status & Remarks | Bill Details | Cheque Details | Curent Status of Payment is with | Action |
|---|---|---|---|---|---|---|---|---|---|---|---|---|---|---|---|---|
| 27 | TSCL-20-000115 | Smart Sports Complex | Murali | 19-2020-300 | 01-07-2019 | Running Bill | Excel Sheet | 500000 | send to caseworker | Approved | Caseworker Status:Approved Caseworker Remarks: Net payable to contractor arrived Rs. 498900.00 | AE Status:Approved AE Remarks: Net payable to contractor arrived Rs. 498900 | View Bill | Cheque | Approved by MD | Payment Payment History |

- Selects **Prepared** from the **Cheque Status** list box **(cheque prepared)**
- Enters **Remarks**
- Click on **Submit** button.

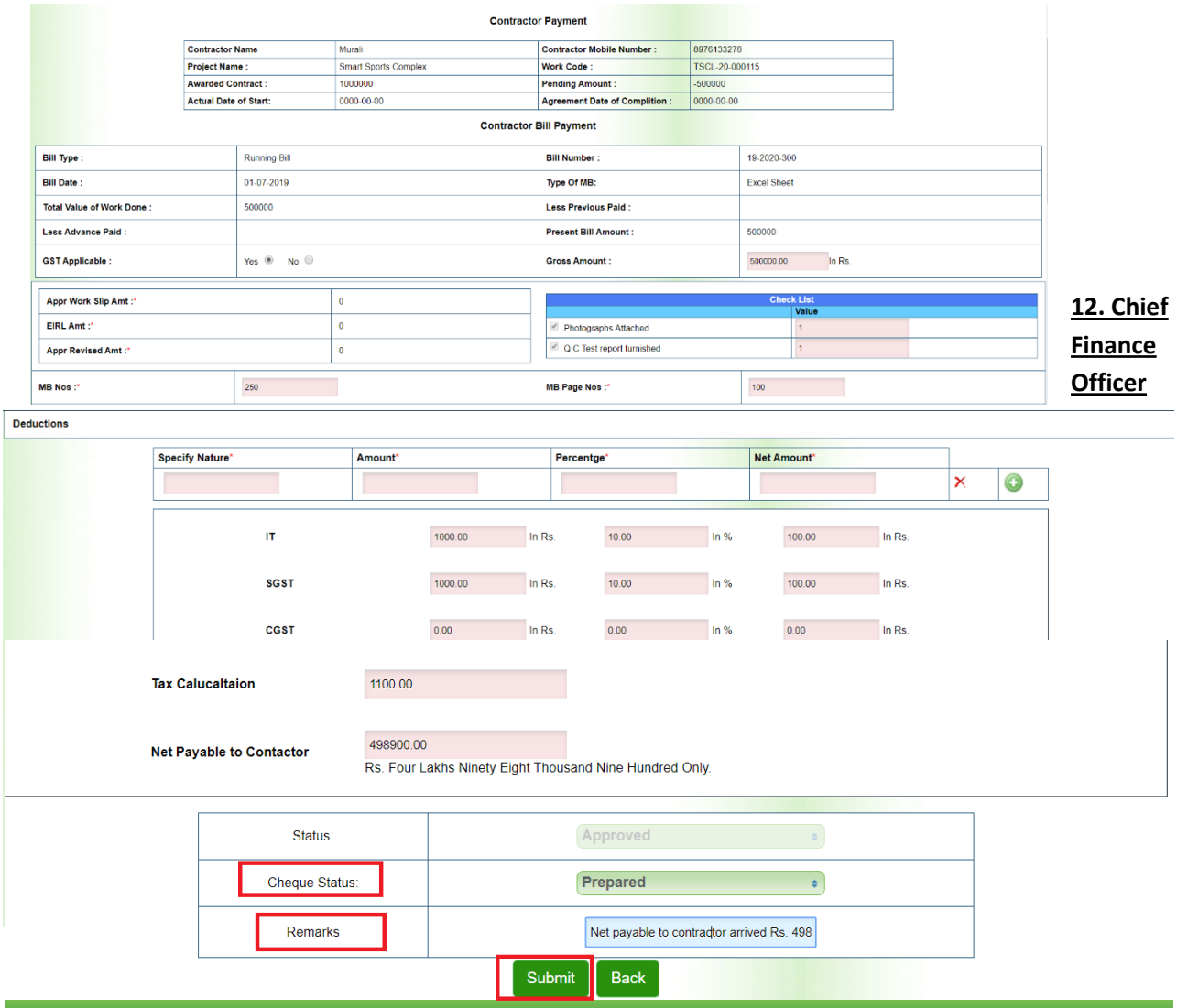

Contractor Payment

| | | | |
|---|---|---|---|
| Contractor Name | Murali | Contractor Mobile Number : | 8976133278 |
| Project Name : | Smart Sports Complex | Work Code : | TSCL-20-000115 |
| Awarded Contract : | 1000000 | Pending Amount : | -500000 |
| Actual Date of Start: | 0000-00-00 | Agreement Date of Complition : | 0000-00-00 |

Contractor Bill Payment

| | | | |
|---|---|---|---|
| Bill Type : | Running Bill | Bill Number : | 19-2020-300 |
| Bill Date : | 01-07-2019 | Type Of MB: | Excel Sheet |
| Total Value of Work Done : | 500000 | Less Previous Paid : | |
| Less Advance Paid : | | Present Bill Amount : | 500000 |
| GST Applicable : | Yes No | Gross Amount : | 500000.00 In Rs. |

| | |
|---|---|
| Appr Work Slip Amt :* | 0 |
| EIRL Amt :* | 0 |
| Appr Revised Amt :* | 0 |

| Check List | Value |
|---|---|
| Photographs Attached | 1 |
| Q C Test report furnished | 1 |

| | | | |
|---|---|---|---|
| MB Nos :* | 250 | MB Page Nos :* | 100 |

**12. Chief Finance Officer**

Deductions

| Specify Nature* | Amount* | Percentge* | Net Amount* |
|---|---|---|---|
| | | | |

| | | | | | |
|---|---|---|---|---|---|
| IT | 1000.00 In Rs. | 10.00 In % | 100.00 In Rs. |
| SGST | 1000.00 In Rs. | 10.00 In % | 100.00 In Rs. |
| CGST | 0.00 In Rs. | 0.00 In % | 0.00 In Rs. |

Tax Calucaltaion 1100.00

Net Payable to Contactor 498900.00
Rs. Four Lakhs Ninety Eight Thousand Nine Hundred Only.

| | |
|---|---|
| Status: | Approved |
| Cheque Status: | Prepared |
| Remarks | Net payable to contractor arrived Rs. 498 |

Submit Back

**(CFO) -** Now CFO can check the cheque details and can approve and send the cheque details to the MD or, can reject the cheque to the Caseworker.

- The CFO Logs in with the organization code and user id information provided to him by ICT Manager
- The project will be available in Project Dashboard.
- Click on Validate option -->select **Financial Management**-->select **Chief Finance Officer**.

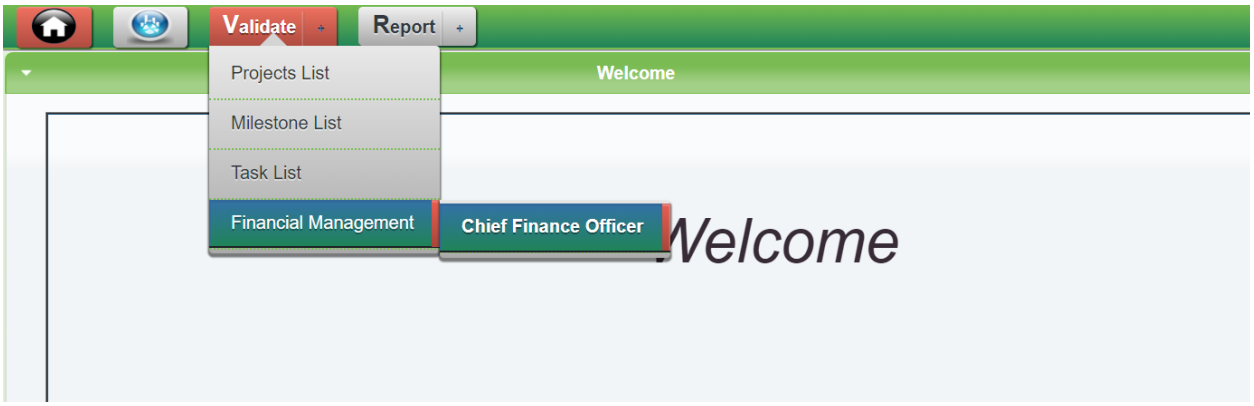


- Under **Action** --> Click on **Payment** Option.

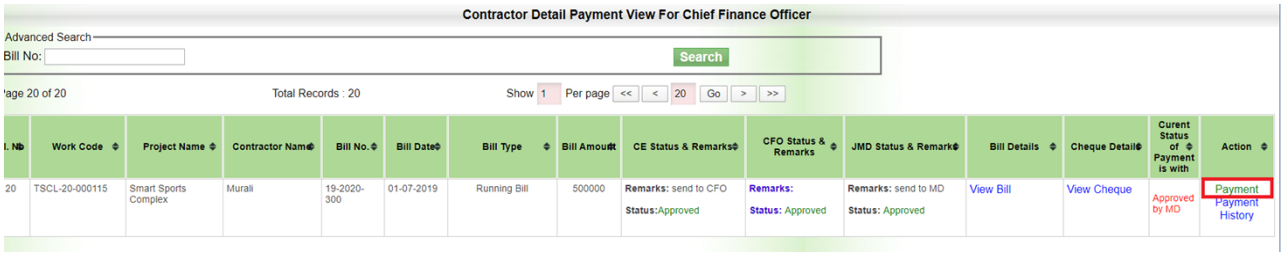


- Selects **Send** option from the **Approve and Send Cheque Details** to MD list box
- Enters **Remarks.**

- Click on **Submit** button.

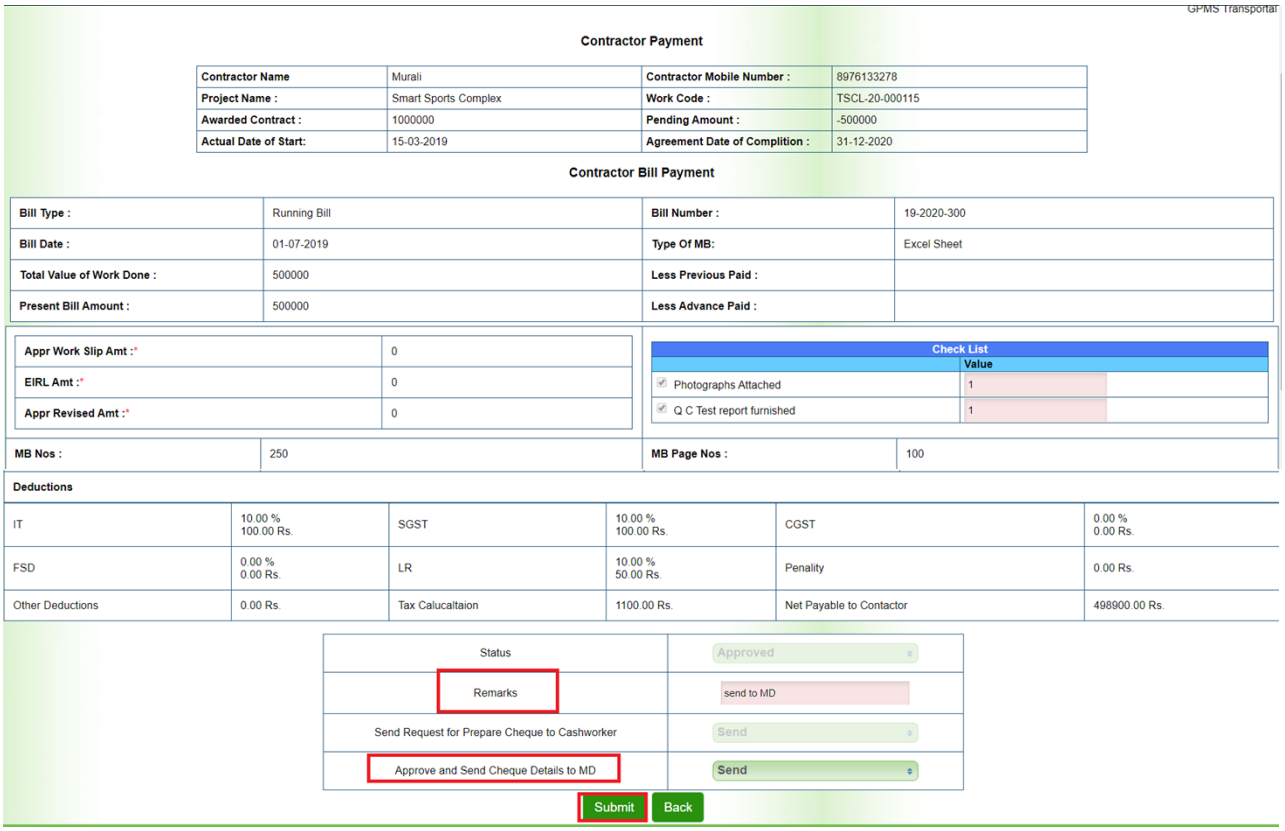


12. **<u>Managing Director (MD) -</u>** MD can check the cheque details and can do Pay Order or send back the cheque details to the caseworker for the correction. If the payment is Pay Ordered means the record is closed.
    - The MD Logs in with the organization code and user id information provided to him by ICT Manager
    - The project will be available in Project Dashboard.
    - Click on Validate option -->select **Financial Management** -->select **Managing Director & Chief Executive Officer Payment.**

- Under **Action** --> Click on **Payment** link.

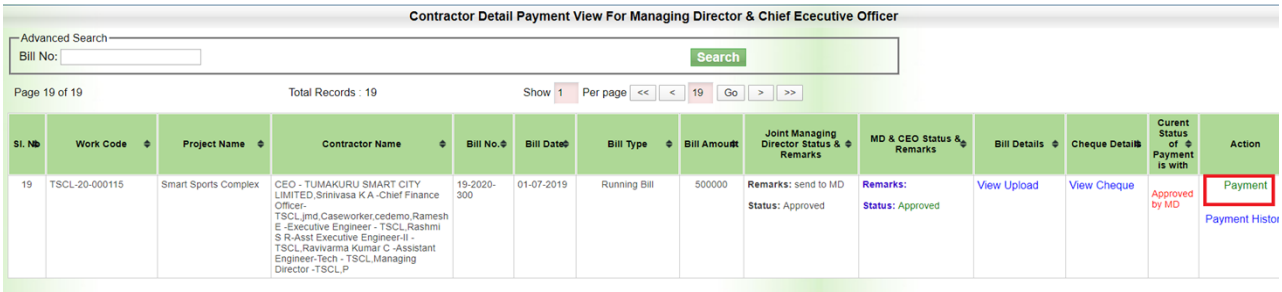


- Selects **Pay Order** from the **Cheque Status** list box
- Enters **Remarks**

- Clicks on **SUBMIT** button.

GPMS Transportal

**Contractor Payment**

| | | | |
|---|---|---|---|
| **Contractor Name** | Murali | **Contractor Mobile Number :** | 8976133278 |
| **Project Name :** | Smart Sports Complex | **Work Code :** | TSCL-20-000115 |
| **Awarded Contract :** | 1000000 | **Pending Amount :** | -500000 |
| **Actual Date of Start:** | 15-03-2019 | **Agreement Date of Complition :** | 31-12-2020 |

**Contractor Bill Payment**

| | | | |
|---|---|---|---|
| **Bill Type :** | Running Bill | **Bill Number :** | 19-2020-300 |
| **Bill Date :** | 01-07-2019 | **Type Of MB:** | Excel Sheet |
| **Total Value of Work Done :** | 500000 | **Less Previous Paid :** | |
| **Present Bill Amount :** | 500000 | **Less Advance Paid :** | |

| | |
|---|---|
| **Appr Work Slip Amt :*** | 0 |
| **EIRL Amt :*** | 0 |
| **Appr Revised Amt :*** | 0 |

| Check List | Value |
|---|---|
| Photographs Attached | 1 |
| Q C Test report furnished | 1 |

| | | | |
|---|---|---|---|
| **MB Nos :** | 250 | **MB Page Nos :** | 100 |

**Deductions**

| | | | | | |
|---|---|---|---|---|---|
| IT | 10.00 %<br>100.00 Rs. | SGST | 10.00 %<br>100.00 Rs. | CGST | 0.00 %<br>0.00 Rs. |
| FSD | 0.00 %<br>0.00 Rs. | LR | 10.00 %<br>50.00 Rs. | Penality | 0.00 Rs. |
| Other Deductions | 0.00 Rs. | Tax Calucaltaion | 1100.00 Rs. | Net Payable to Contactor | 498900.00 Rs. |

| | |
|---|---|
| Status | Approved |
| Cheque Status : | PayOrder |
| Remarks | Cheque Prepared |

Submit Back

13. **<u>Project Dashboard -</u>** Login with organization code and username and Password-->Click on **Validate** -->click on **Project list** --> Search your project name --> click on **Project Dashboard**

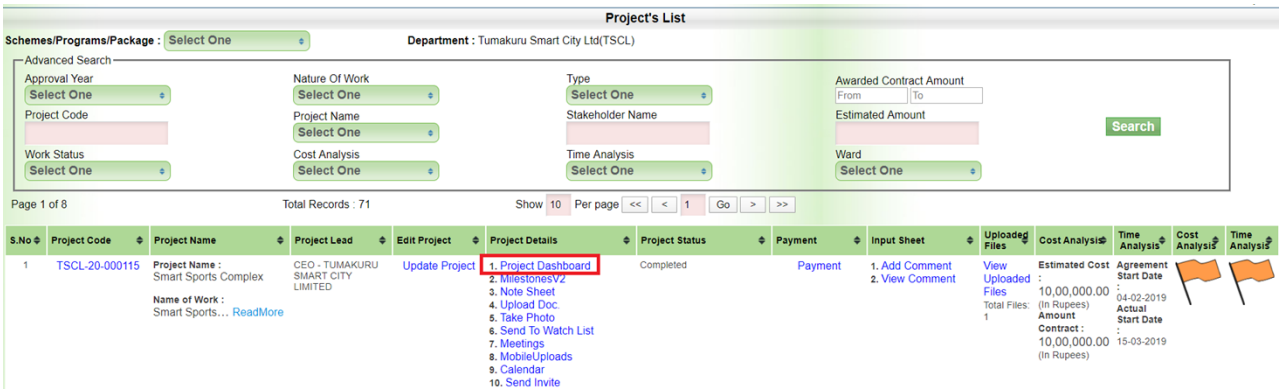


against your project.

- Bill Details are available in the Project Dashboard against a project.
- Click on Billing Details --> we get all details like bill number, Bill date etc...

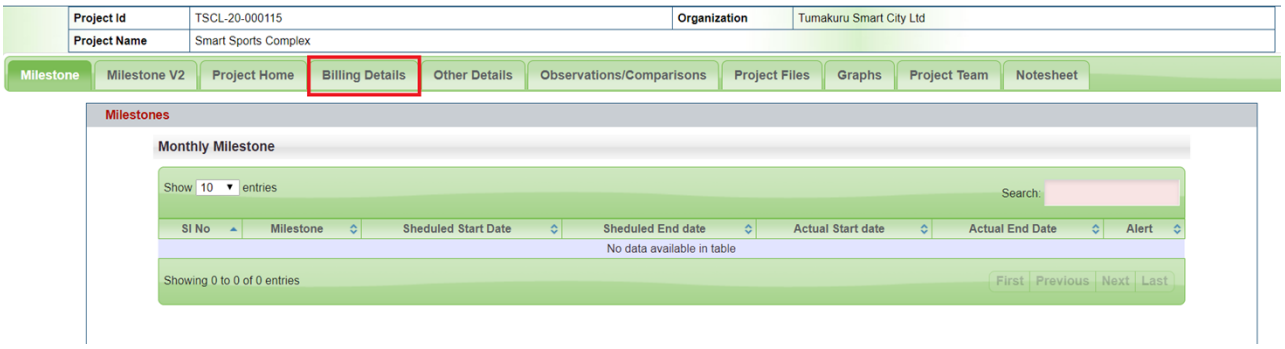


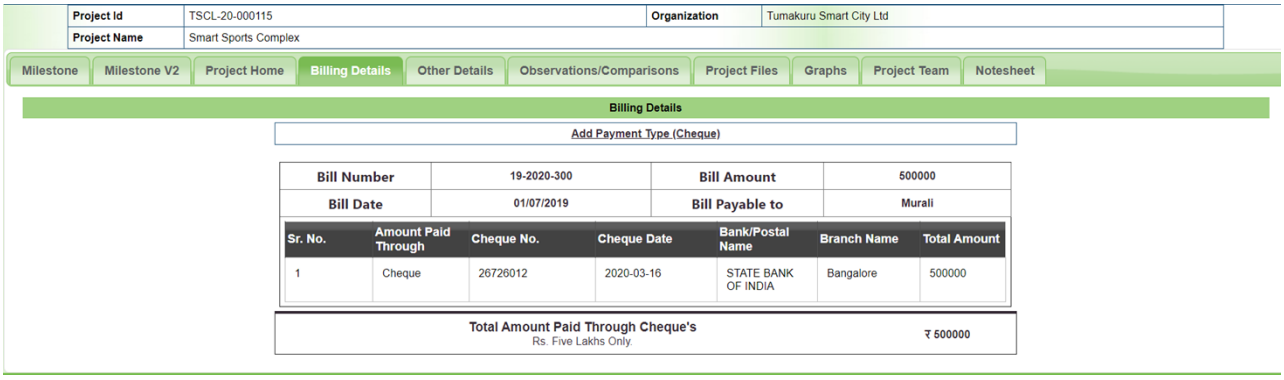

- Bill Details will be available in the Home page of Project Details link.
- Open the site-->click on Menu Icon-->click on Project option-->Project list open.
-
-
-
-
-
- Bill Details will be available in the Home page of Project Details link.
- Open the site-->click on Menu Icon-->click on Project option-->Project list open.

## TUMAKURU SMART CITY GPMS TRANSPORTAL

- Search your Project name --> Click on View Details -->Bill Details is Visible.

### Projects in Tumakuru

Select your Ward

Select a Ward

Select your Project

India Search:

| # | Project Name | Amount Sanctioned(in Lakh) | Place of work | Name of contractor | Work Status | Images | Concerned Engineer | View Details | Feedback | No. of Days Delayed | Reason for Delay | Total Files Uploaded |
|---|---|---|---|---|---|---|---|---|---|---|---|---|
| 31 | TSCL testing 4 | 10.00 | Ward-12 | test | Yet to Start | View Latest Images | test | View Details | Add | 25 | | 13 |
| 32 | Road Construction Test | 50,00,000.00 | Ward-18 | | Yet to Start | View Latest Images | | View Details | Add | On-time | | 1 |
| 33 | Testing project module | 10,00,000.00 | Ward-11 | Raninga | Started | View Latest Images | Raninga | View Details | Add | On-time | | 1 |
| 34 | test project 2702 | 1,00,000.00 | Ward-17 | test contracror | Yet to Start | View Latest Images | test contracror | View Details | Add | 23 | test ressonf for delay | 1 |
| 35 | Digital Library | 5,00,000.00 | | Venkateshwar | Started | View Latest Images | Venkateshwar | View Details | Add | On-time | | 1 |
| 36 | Smart Sports Complex | 10,00,000.00 | Ward-15 | Murali | Completed | View Latest Images | Murali | View Details | Add | On-time | | 1 |

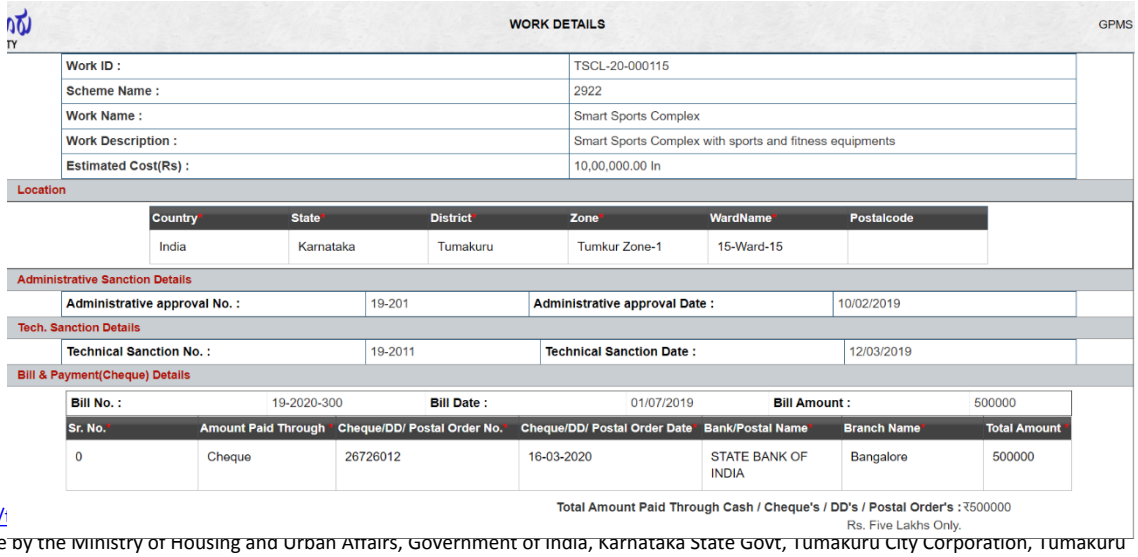

WORK DETAILS

GPMS

| | |
|---|---|
| Work ID : | TSCL-20-000115 |
| Scheme Name : | 2922 |
| Work Name : | Smart Sports Complex |
| Work Description : | Smart Sports Complex with sports and fitness equipments |
| Estimated Cost(Rs) : | 10,00,000.00 In |

Location

| Country* | State* | District* | Zone* | WardName* | Postalcode |
|---|---|---|---|---|---|
| India | Karnataka | Tumakuru | Tumkur Zone-1 | 15-Ward-15 | |

Administrative Sanction Details

| | | | |
|---|---|---|---|
| Administrative approval No. : | 19-201 | Administrative approval Date : | 10/02/2019 |

Tech. Sanction Details

| | | | |
|---|---|---|---|
| Technical Sanction No. : | 19-2011 | Technical Sanction Date : | 12/03/2019 |

Bill & Payment(Cheque) Details

| | | | | | |
|---|---|---|---|---|---|
| Bill No. : | 19-2020-300 | Bill Date : | 01/07/2019 | Bill Amount : | 500000 |

| Sr. No.* | Amount Paid Through * | Cheque/DD/ Postal Order No.* | Cheque/DD/ Postal Order Date* | Bank/Postal Name* | Branch Name* | Total Amount |
|---|---|---|---|---|---|---|
| 0 | Cheque | 26726012 | 16-03-2020 | STATE BANK OF INDIA | Bangalore | 500000 |

Total Amount Paid Through Cash / Cheque's / DD's / Postal Order's : ₹500000

Rs. Five Lakhs Only.

14. **Chief Finance Officer (CFO)** – The CFO Logs in with the organization code and user id information provided to him by ICT Manager
    - The project will be available in Project Dashboard
    - Click on Reports --> select **Month wise Payment report** and Month wise Deduction Report

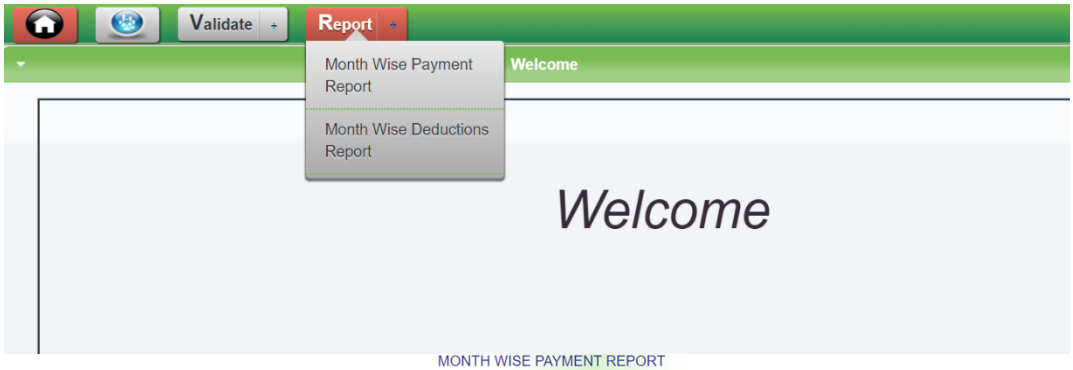


MONTH WISE PAYMENT REPORT

| Sl No. | Contractor / Agency | Project Name | Bill Amount (Rs.) | Gross Amount (Rs.) |
|---|---|---|---|---|
| 1 | CEO - TUMAKURU SMART CITY LIMITED | TSCL testing 5 | 5000 | 5000.00 |
| | | Testing Other Options 3 | 5000 | 0.00 |
| 2 | CEO - TUMAKURU SMART CITY LIMITED,PMC User,User SPOGINDIA,PMC USER 1,First Division Assistant,Rangaswamy -First Division Assistant-Acc - TSCL | TSCL testing 4 | 0 | 100.00 |
| | | | 10 | 0.00 |
| 3 | Rangaswamy -First Division Assistant-Acc - TSCL,PMC USER 1,Admin User - Tumakuru Smart City Ltd | construction of new building | 5000 | 500.00 |
| | | | 10000 | 0.00 |
| 4 | Vinay Raj T R -Asst Executive Engineer-I - TSCL,cedemo,PMC USER 1 | Payment Module Testing 2 | 100000 | 100000.00 |
| 5 | CEO - TUMAKURU SMART CITY LIMITED,PMC USER 1 | Billing Module | 200000 | 180000.00 |
| | | | 60000 | 60000.00 |
| | | | 34800 | 34800.00 |
| | | Testing New 2 | 50000 | 0.00 |
| 6 | Manjunath S B -Manager -Admin-I - TSCL,PMC USER 1,Caseworker,Ravivarma Kumar C -Assistant Engineer-Tech - TSCL,Rashmi S R-Asst Executive Engineer-II - TSCL,Ramesh E -Executive Engineer - TSCL,cedemo,Srinivasa K A -Chief Finance Officer- TSCL,jmd,Managing | Drainage Construction | 5000 | 100000.00 |
| 7 | Caseworker,Srinivasa K A -Chief Finance Officer- TSCL,cedemo,jmd,Rashmi S R-Asst Executive Engineer-II - TSCL,Ramesh E -Executive Engineer - TSCL,Ravivarma Kumar C -Assistant Engineer-Tech - TSCL,PMC USER 1,supervisor. TSCL | Digital Library | 494000 | 494000.00 |
| 8 | CEO - TUMAKURU SMART CITY LIMITED,Srinivasa K A -Chief Finance Officer- TSCL,jmd,Caseworker,cedemo,Ramesh E -Executive Engineer - TSCL,Rashmi S R-Asst Executive Engineer-II - TSCL,Ravivarma Kumar C -Assistant Engineer-Tech - TSCL,Managing Director -TSCL,P | Smart Sports Complex | 500000 | 500000.00 |
| | TSCL,Managing Director -TSCL,P | | | |

MONTH WISE DEDUCTION REPORT

| Sl No. | Contractor / Agency | Project Name | IT Amount (Rs.) | SGST Amount (Rs.) | CGST Amount (Rs.) | FSD Amount (Rs.) | LR Amount (Rs.) | LWF Amount (Rs.) | CBF Amount (Rs.) | Roylty Amount (Rs.) | Penalty Amount (Rs.) | Other Payments (Rs.) | Tax Calculation (Rs.) | Net Payment (Rs.) |
|---|---|---|---|---|---|---|---|---|---|---|---|---|---|---|
| 1 | CEO - TUMAKURU SMART CITY LIMITED,Srinivasa K A -Chief Finance Officer- TSCL,jmd,Caseworker,cedemo,Ramesh E -Executive Engineer - TSCL,Rashmi S R-Asst Executive Engineer-II - TSCL,Ravivarma Kumar C -Assistant Engineer-Tech - TSCL,Managing Director -TSCL,P | Smart Sports Complex | 100.00 | 100.00 | 0.00 | 0.00 | 50.00 | 0.00 | 350.00 | 500.00 | 0.00 | 0.00 | 1100.00 | 498900.00 |
| | | **TOTAL** | **100.00** | **100.00** | **0.00** | **0.00** | **50.00** | **0.00** | **350.00** | **500.00** | **0.00** | **0.00** | **1,100.00** | **498,900.00** |

## 2. Document Management System

A document management system is a system used to track, manage and store documents and reduce paper. DMS in GPMS Transportal is capable of keeping a record of the various versions created and modified by different users

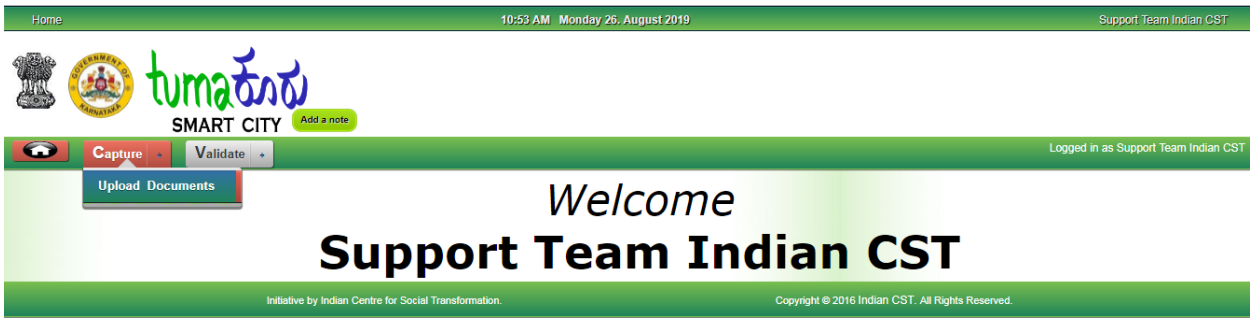


**File uploading against the Organization for processing:**

File can be shared/forwarded to selected users in the organization for processing.

**Capture->Upload Documents**

Click on **Upload Document** menu

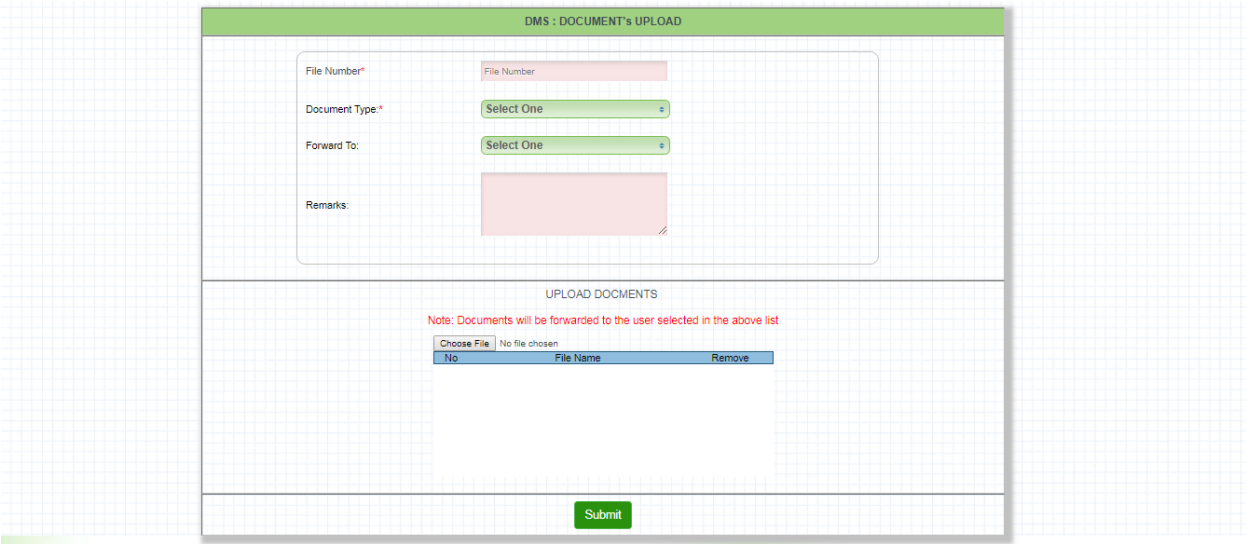


The documents transaction can be viewed under Validate**->View Documents**. The details like File Number(the Project ID along with Project Name is displayed in the list box for user to upload the document against the respective Project ID, Uploaded by, Uploaded on, Document Type, File Name, Latest Forwarded details, Date and Time of File Update. The documents can be downloaded or can be opened to view.

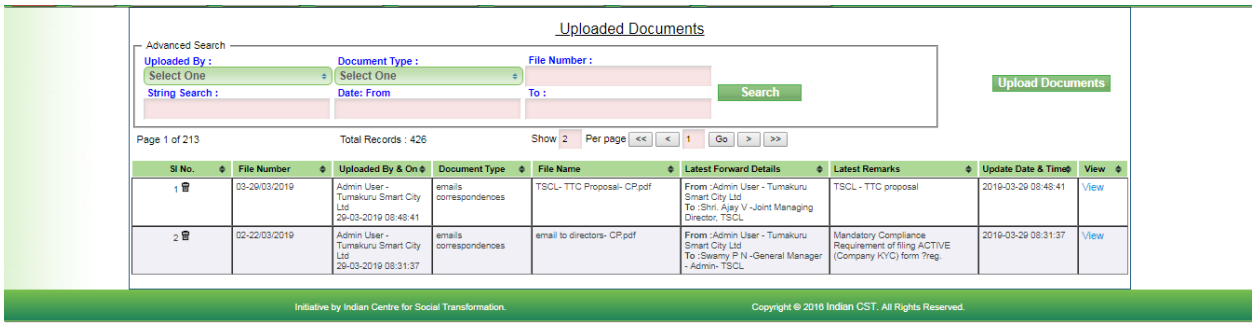


The user is able to access the files only which are shared/forwarded to him.

The shared files can be **further forwarded** to others for further file process by the user who received the file.

Click on **View** link of a particular record

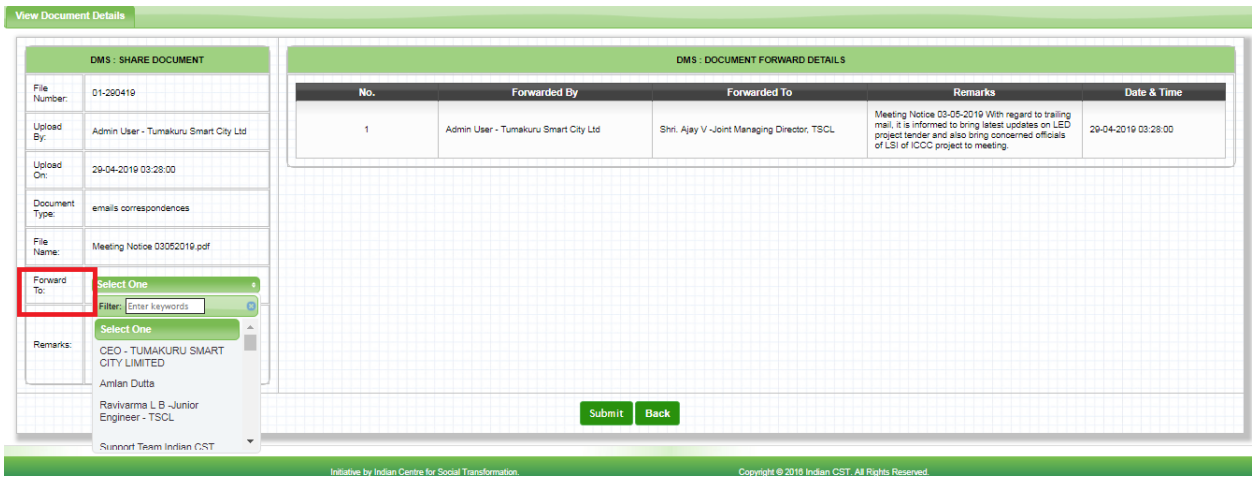


### 3. Log Out: Exiting from the TSCL GPMS Transportal

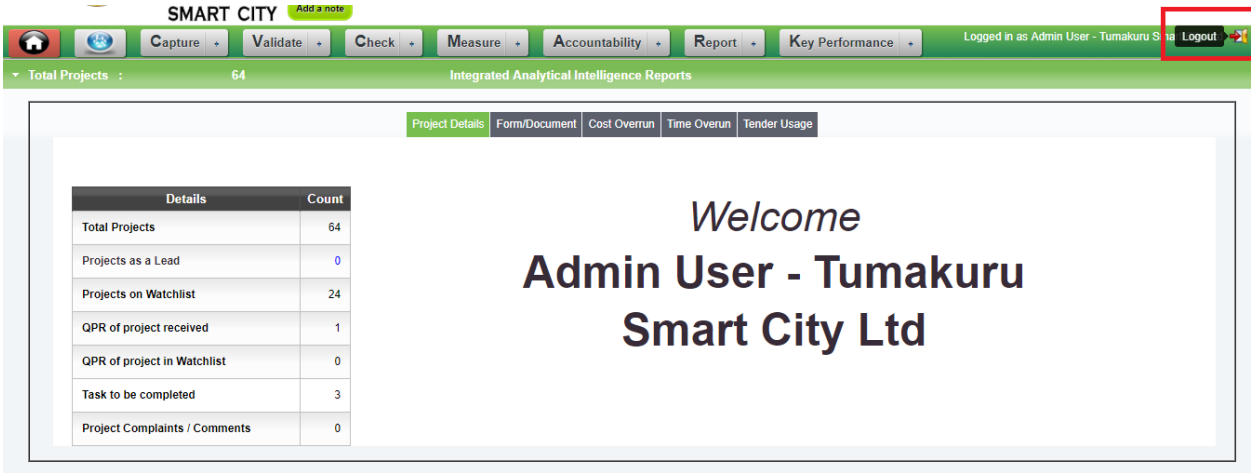


**<u>Citizen/User Portal:</u>** User is facilitated with the menus such as Personal View and Professional View. **Personal View** comprises the modules such as PID Verification, Calendar, To Do Lists, Petitions and Document Management System etc.,

**Professional View** consists of GPMS and FMS modules.

Visit http://www.smartcitytumakuru.in/ and **click on the menu PMU** for Tumakuru Smart City GPMS Transportal

## TUMAKURU SMART CITY GPMS TRANSPORTAL

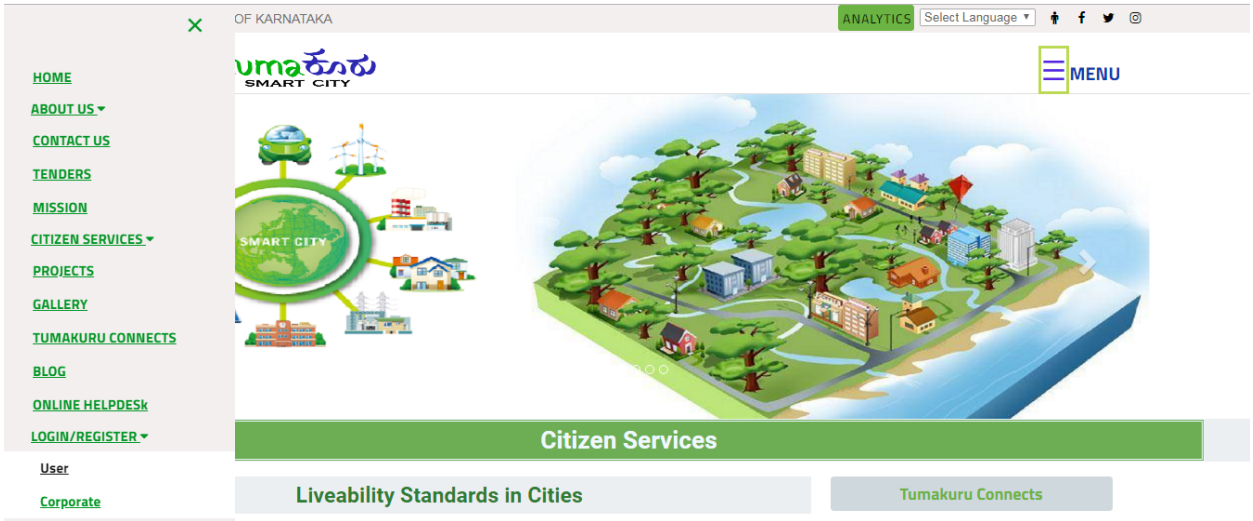


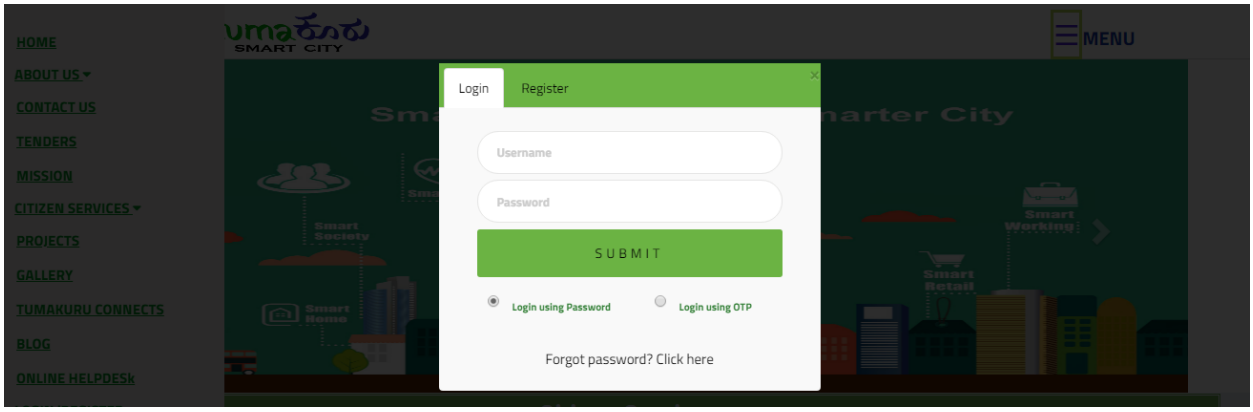

**Login as a User with user credential**

**Personal View:**

1. 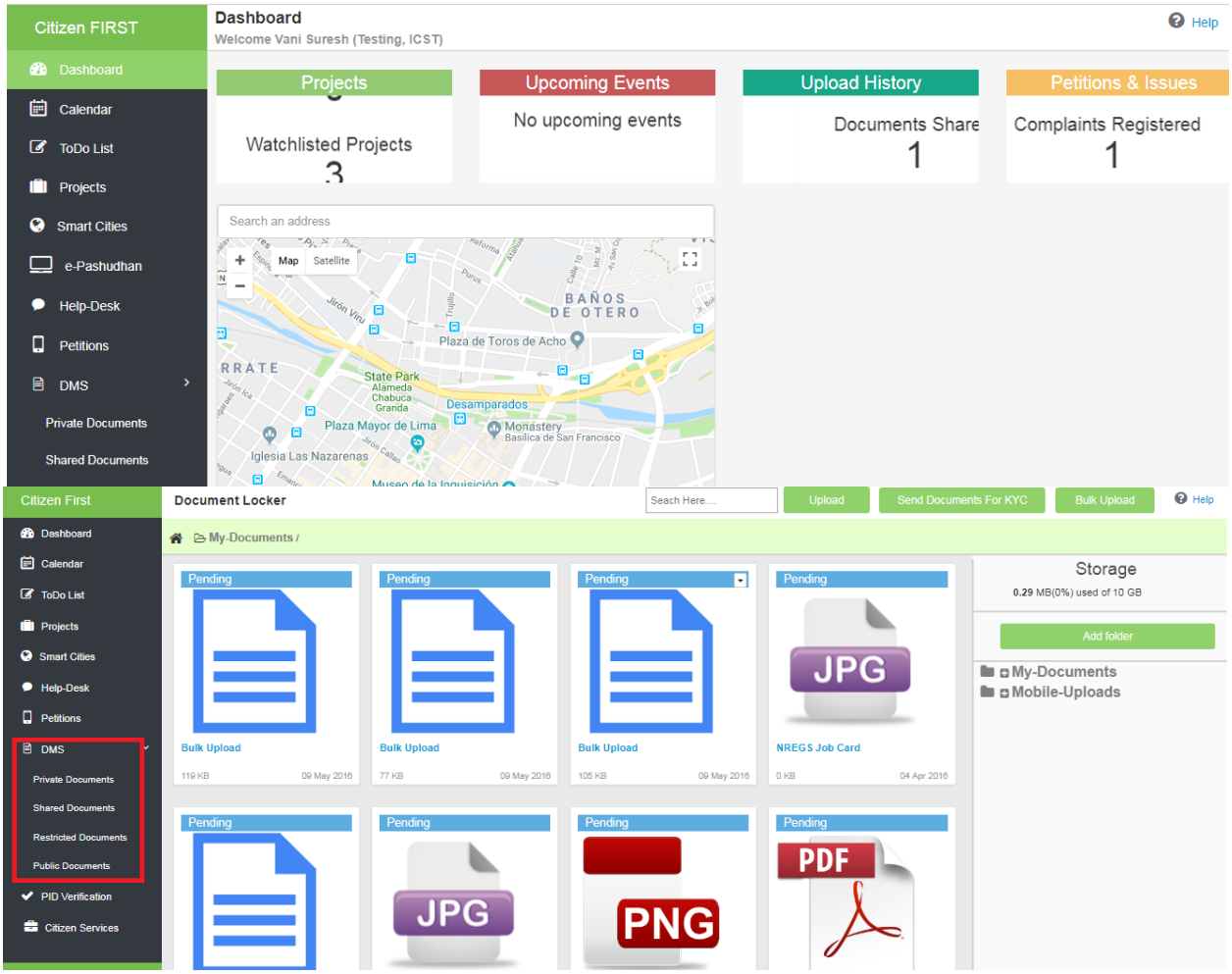


**DMS:** Here User can maintain his documents as Private, Public, Shared and Restricted Documents:

Steps:

1.1. Create Folder

1.2. Upload the Documents in appropriate mode

2. **Projects:** This menu helps citizen to view the Government Projects running in his locality/area

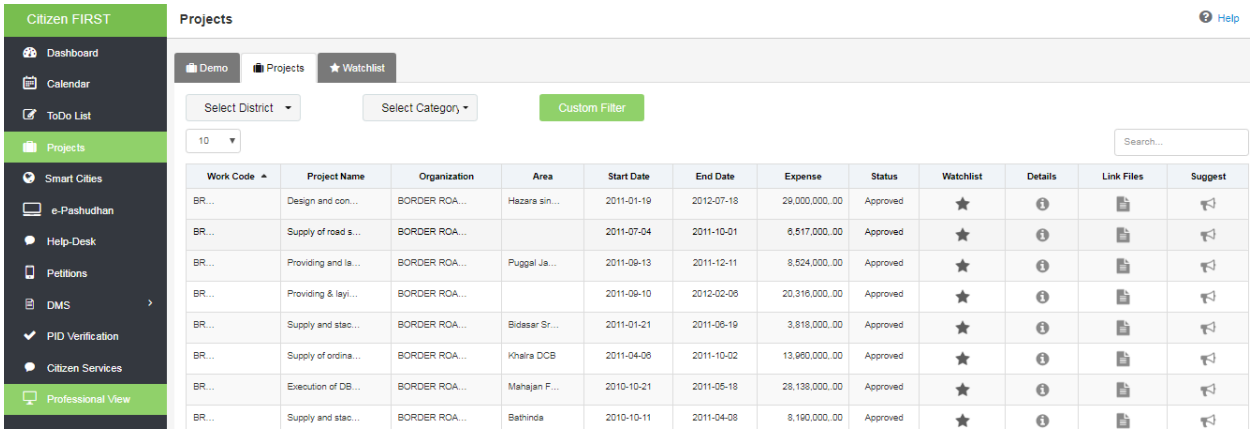


**Professional View:**

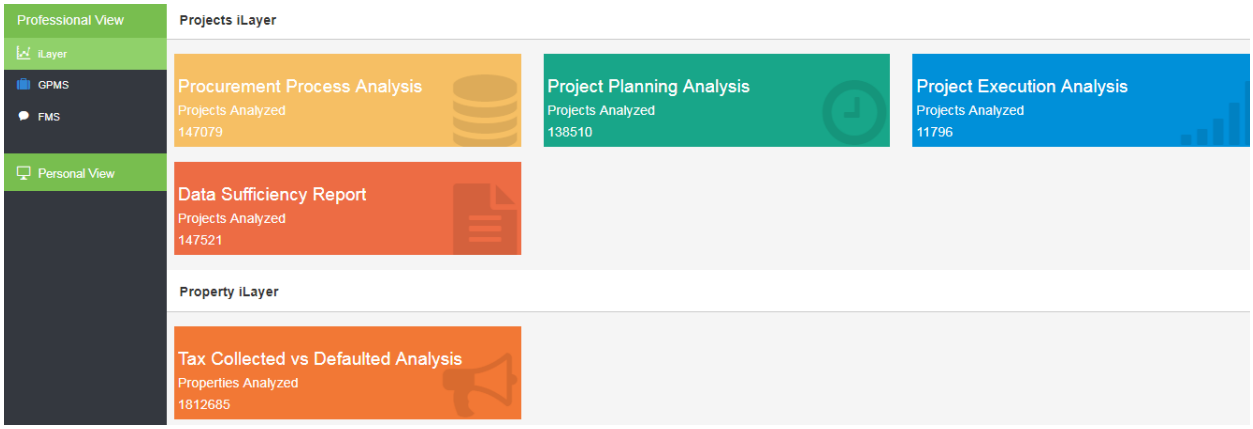


1. **GPMS:** This module helps the user to maintain his personal projects
2. **FMS:** This module helps the user in generating Receipts.

***Subjected to Change**

# GPMS TRANSPORTAL FOR GOVT. TO CITIZENS SERVICES

## Indian Centre for Social Transformation

www.indiancst.com www.indiancst.in

INDIA 1

Indian Centre For Social Transformation
A Public Charitable Trust (Regd.)

## GPMS Transportal Integrated Cloud Computing Solutions Platform available

1. For Citizens Empowerment
2. For Banking, Financial Services and Institutions (BFSI)
3. For Public Sector Undertaking
4. For Healthcare Information Therapy
5. For Educational Institutions
6. For Municipalities & Governance
7. For MSME's , NGOS,
8. For Construction Projects
9. For Knowledge Management
10. For GPMS Training programs and Certification courses, publications

www.indiancst.com www.indiancst.in

Indian Centre For Social Transformation
A Public Charitable Trust (Regd.)

# Citizens Digital Vault for storing 100 plus ID's on Cloud for e-KYC, Validation, Verifications using API's from NeGD to be enabled

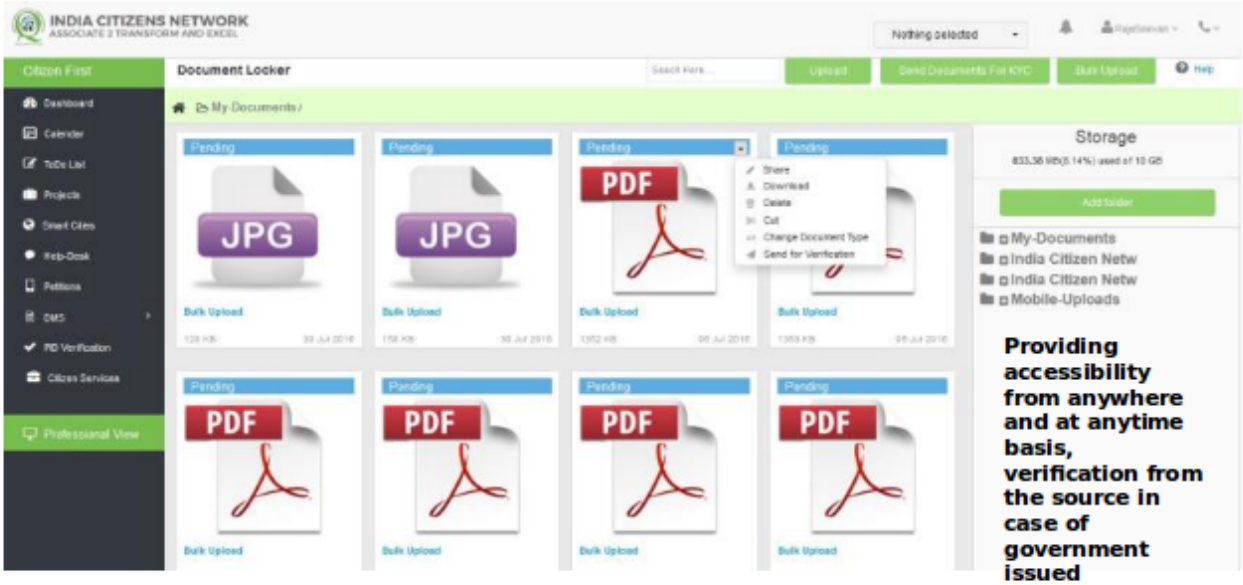


**Providing accessibility from anywhere and at anytime basis, verification from the source in case of government issued documents**

www.indiancst.com www.indiancst.in

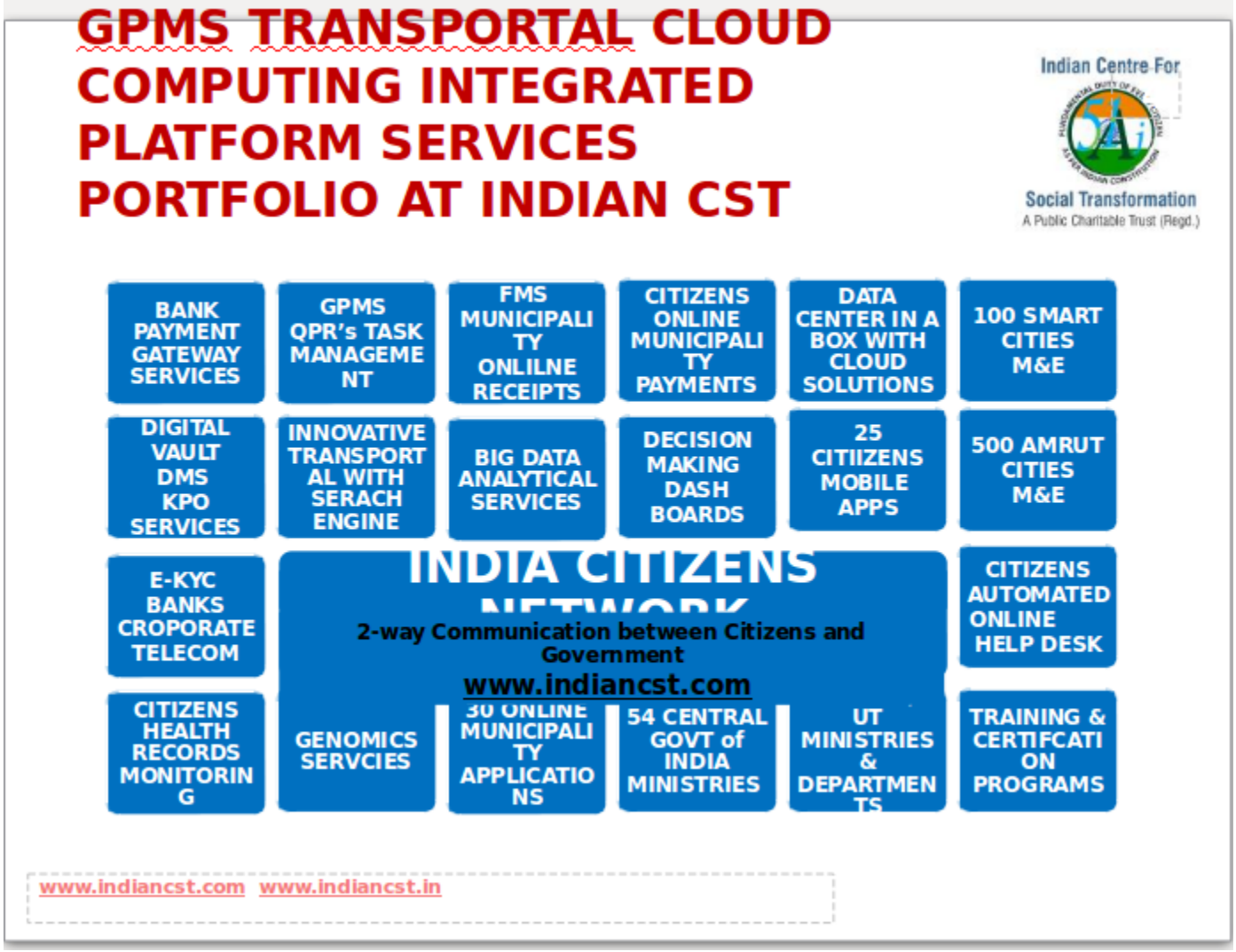
GPMS TRANSPORTAL CLOUD COMPUTING INTEGRATED PLATFORM SERVICES PORTFOLIO AT INDIAN CST
Indian Centre For Social Transformation
A Public Charitable Trust (Regd.)
BANK PAYMENT GATEWAY SERVICES
GPMS QPR's TASK MANAGEMENT
FMS MUNICIPALITY ONLILNE RECEIPTS
CITIZENS ONLINE MUNICIPALITY PAYMENTS
DATA CENTER IN A BOX WITH CLOUD SOLUTIONS
100 SMART CITIES M&E
DIGITAL VAULT DMS KPO SERVICES
INNOVATIVE TRANSPORTAL WITH SERACH ENGINE
BIG DATA ANALYTICAL SERVICES
DECISION MAKING DASH BOARDS
25 CITIIZENS MOBILE APPS
500 AMRUT CITIES M&E
E-KYC BANKS CROPORATE TELECOM
INDIA CITIZENS
2-way Communication between Citizens and Government
www.indiancst.com
CITIZENS AUTOMATED ONLINE HELP DESK
CITIZENS HEALTH RECORDS MONITORING
GENOMICS SERVCIES
30 ONLINE MUNICIPALITY APPLICATIONS
54 CENTRAL GOVT of INDIA MINISTRIES
UT MINISTRIES & DEPARTMENTS
TRAINING & CERTIFCATION PROGRAMS
www.indiancst.com www.indiancst.in

Indian Centre For
Social Transformation
A Public Charitable Trust (Regd.)
GPMS Transportal for Smart City e-Municipalities Integration with UMANG
DIGITAL INDIA
SWACHH BHARAT
MAKE IN INDIA
SAANSAD ADARSH GRAM YOJNA
SMART CITIES MISSION
SKILL INDIA
www.indiancst.com www.indiancst.in

GPMS Transportal for 100 cities to be taken up under SMART CITIES Integration with UMANG
Indian Centre For
Social Transformation
A Public Charitable Trust (Regd.)
Air Quality
Citizen Participation
Economy & Employment
Mobility
Open Spaces
Rainwater & Disaster Management
Education
Energy Efficiency
Energy Source
Safety
Sanitation / Waste Water Management
Solid Waste Management
Energy Supply
Health
Housing
Storm Water Drainage
Underground Electric Wiring
Utilities / Intelligent Government Services
IT Connectivity
Identity & Culture
Mixed Use & Compactness
Walkability
Water Quality
Water Supply
www.indiancst.com www.indiancst.in

## GPMS Transportal for 500 cities to be taken up under AMRUT Integration with UMANG

- i. All Cities and Towns with a population of over one lakh with notified Municipalities, including Cantonment Boards (Civilian areas),
- ii. All Capital Cities/Towns of States/ UTs, not covered in above ,
- iii. All Cities/ Towns classified as Heritage Cities by MoUD under the HRIDAY Scheme,
- iv. Thirteen Cities and Towns on the stem of the main rivers with a population above 75,000 and less than 1 lakh, and
- v. Ten Cities from hill states, islands and tourist destinations (not more than one from each State)

www.indiancst.com www.indiancst.in

Indian Centre For Social Transformation
A Public Charitable Trust (Regd.)

## GPMS Transportal for 100 cities to be taken up under SMART CITIES Integration with UMANG

- **First Five Steps of Citizen FIRST program**

**F-** Financial self sufficiency
**I** – ICT in Governance
**R** - Responsive Citizens Charter
**S** –Shared data for Sustainable development
**T** - Time to travel in real time

**We follow the following data processing format**

Capture and collate
Validate and verify
Check and correlate
Measure
Accountability and audit trail ( Routine Analytics)
Report generation
Key Performance Indicators
! WOW reports- Analytics

www.indiancst.com www.indiancst.in

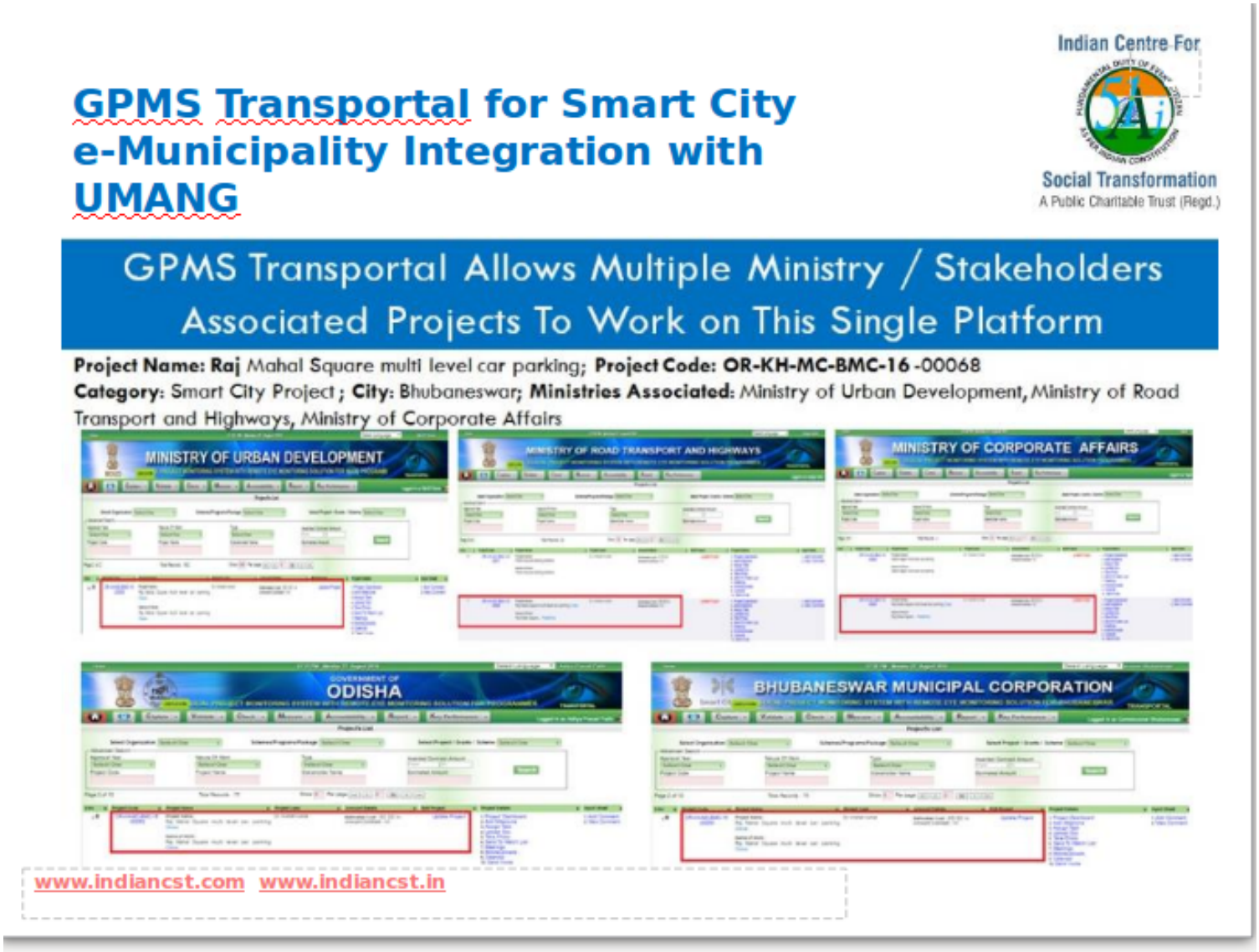
GPMS Transportal for Smart City e-Municipality Integration with UMANG
Indian Centre For
Social Transformation
A Public Charitable Trust (Regd.)
GPMS Transportal Allows Multiple Ministry / Stakeholders Associated Projects To Work on This Single Platform
Project Name: Raj Mahal Square multi level car parking; Project Code: OR-KH-MC-BMC-16-00068
Category: Smart City Project; City: Bhubaneswar; Ministries Associated: Ministry of Urban Development, Ministry of Road Transport and Highways, Ministry of Corporate Affairs
MINISTRY OF URBAN DEVELOPMENT
MINISTRY OF ROAD TRANSPORT AND HIGHWAYS
MINISTRY OF CORPORATE AFFAIRS
ODISHA
BHUBANESWAR MUNICIPAL CORPORATION
www.indiancst.com www.indiancst.in

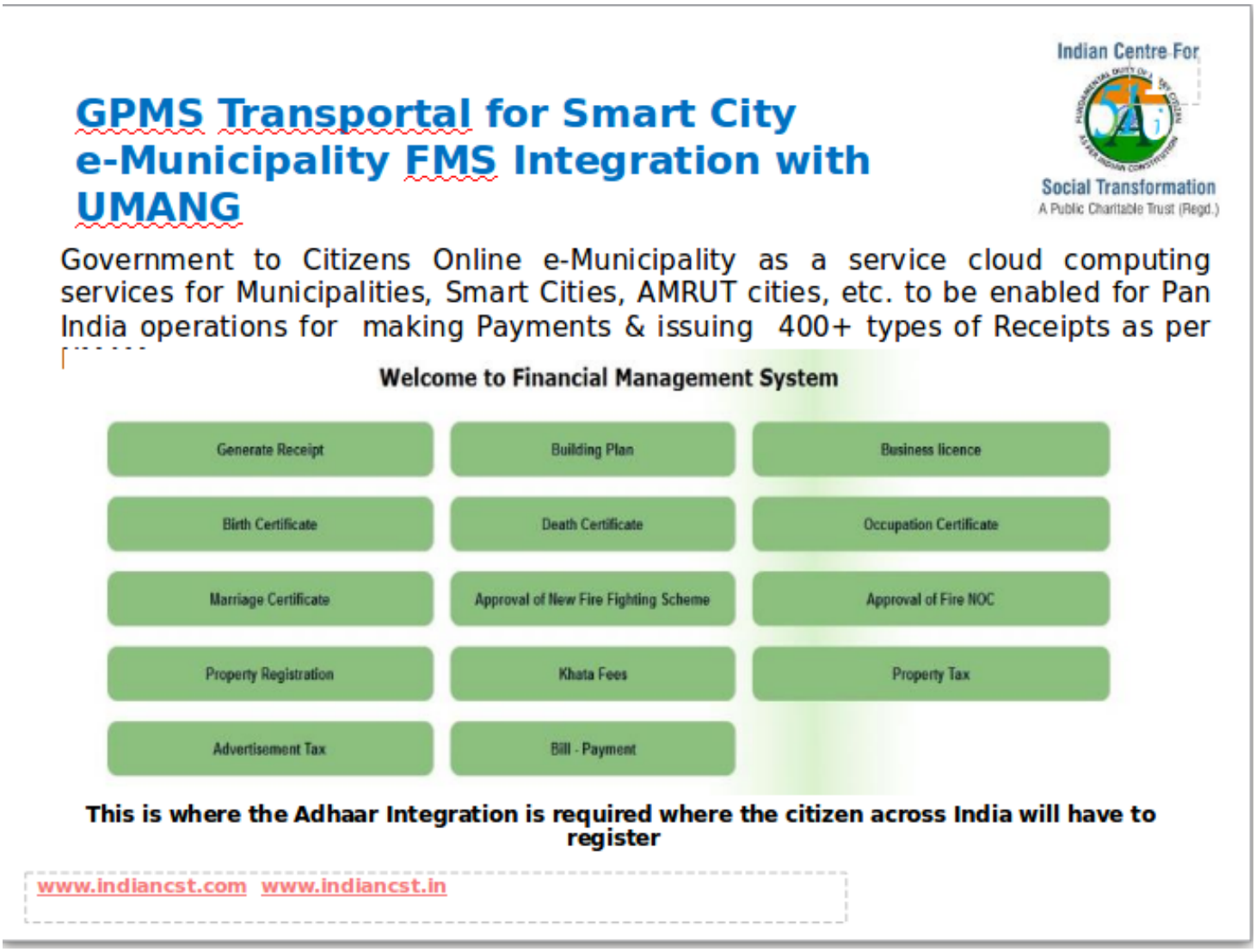
Indian Centre For
Social Transformation
A Public Charitable Trust (Regd.)
GPMS Transportal for Smart City
e-Municipality FMS Integration with
UMANG
Government to Citizens Online e-Municipality as a service cloud computing services for Municipalities, Smart Cities, AMRUT cities, etc. to be enabled for Pan India operations for making Payments & issuing 400+ types of Receipts as per
Welcome to Financial Management System
Generate Receipt
Building Plan
Business licence
Birth Certificate
Death Certificate
Occupation Certificate
Marriage Certificate
Approval of New Fire Fighting Scheme
Approval of Fire NOC
Property Registration
Khata Fees
Property Tax
Advertisement Tax
Bill - Payment
This is where the Adhaar Integration is required where the citizen across India will have to register
www.indiancst.com www.indiancst.in

**TUMAKURU SMART CITY GPMS TRANSPORTAL**

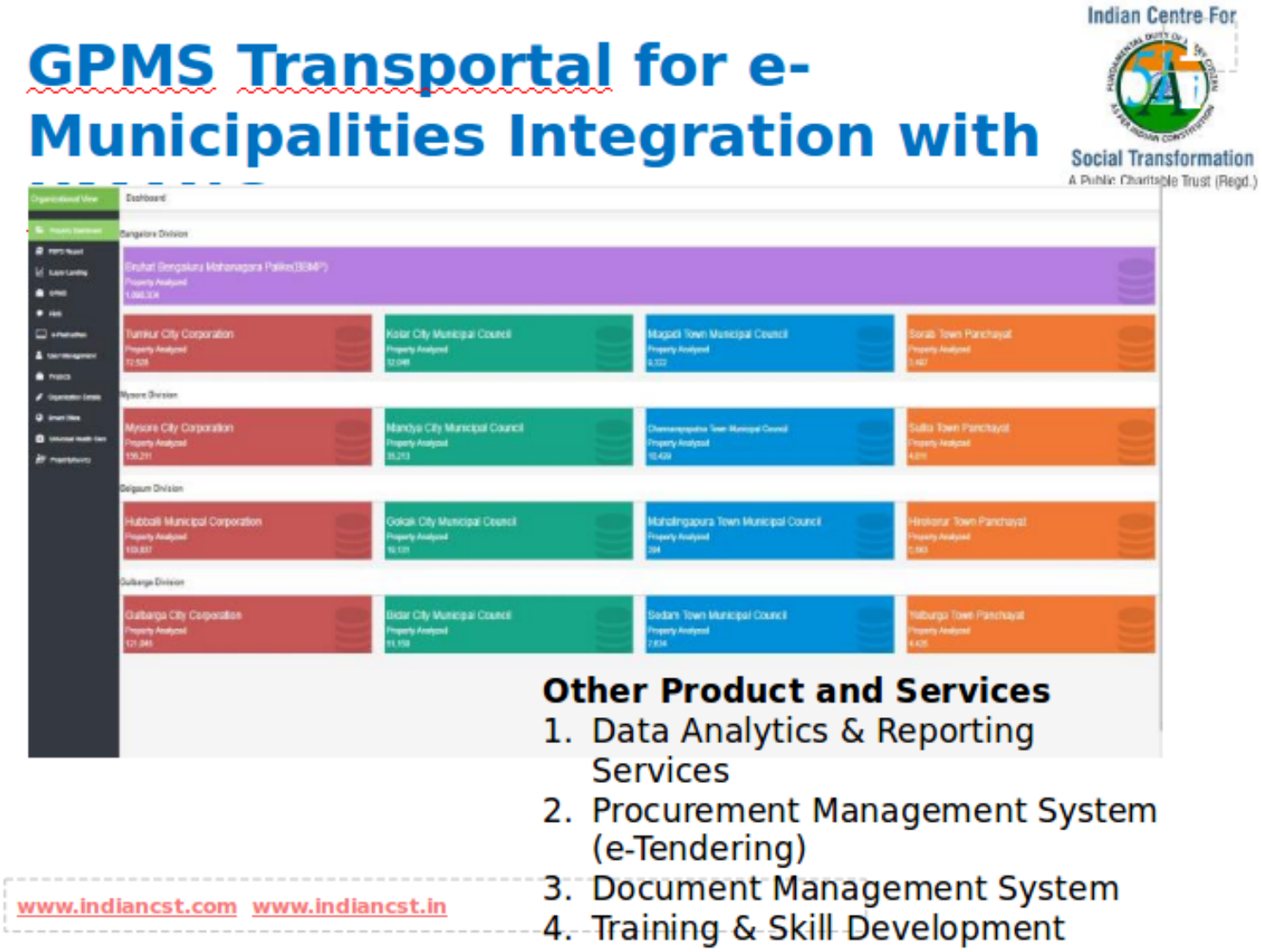

# GPMS TRANSPORTAL FOR UNIVERSAL HEALTHCARE

## Initiative by the Ministry of Health and Family Welfare, Govt. of India, Niti Ayog, Govt. of Karnataka and Powered by Indian CST

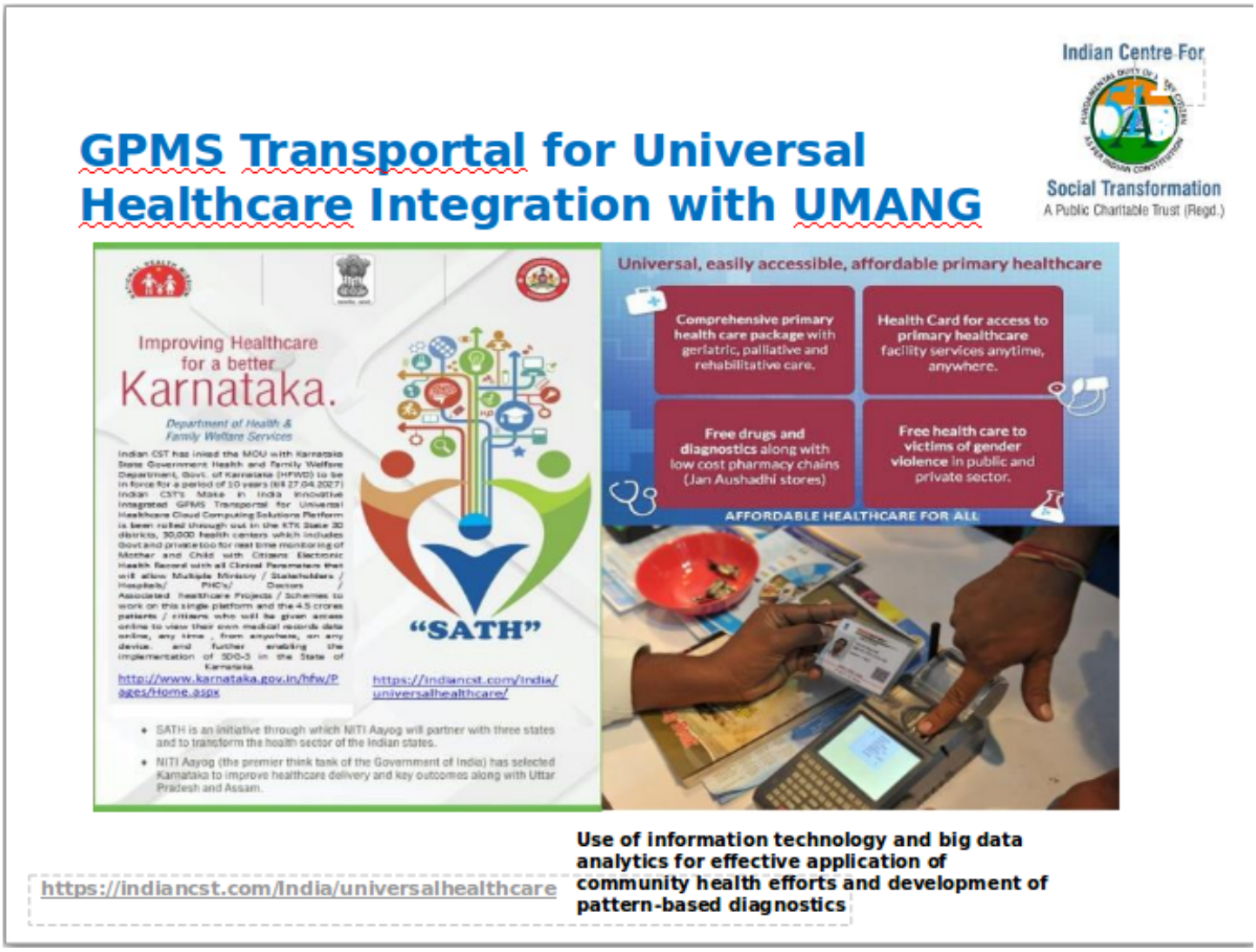
Indian Centre For
Social Transformation
A Public Charitable Trust (Regd.)
GPMS Transportal for Universal Healthcare Integration with UMANG
Improving Healthcare for a better Karnataka.
Department of Health & Family Welfare Services
"SATH"
http://www.karnataka.gov.in/hfw/Pages/Home.aspx
https://indiancst.com/india/universalhealthcare/
SATH is an initiative through which NITI Aayog will partner with three states and to transform the health sector of the Indian states.
NITI Aayog (the premier think tank of the Government of India) has selected Karnataka to improve healthcare delivery and key outcomes along with Uttar Pradesh and Assam.
Universal, easily accessible, affordable primary healthcare
Comprehensive primary health care package with geriatric, palliative and rehabilitative care.
Health Card for access to primary healthcare facility services anytime, anywhere.
Free drugs and diagnostics along with low cost pharmacy chains (Jan Aushadhi stores)
Free health care to victims of gender violence in public and private sector.
AFFORDABLE HEALTHCARE FOR ALL
https://indiancst.com/India/universalhealthcare
Use of information technology and big data analytics for effective application of community health efforts and development of pattern-based diagnostics

Indian Centre For Social Transformation
A Public Charitable Trust (Regd.)

# GPMS Transportal for Universal Healthcare Integration with UMANG

## Ontology of Healthcare Programs and Policies

| Scope | | Policy/Program: Focus | [programs/policies on] | Outcomes | [of/with] | Care | [care for/of] | Population |
|---|---|---|---|---|---|---|---|---|
| Global | [+] | Drugs | | Accesibility | | Preventive | | Individual |
| National | | Educational | | Cost | | Wellness | | Children |
| Local | | Financial | | Quality | | Pregnancy | | Pre-natal |
| Urban | | Insurance | | Satisfaction | | Illness | | Post-natal |
| Rural | | Information | | Safety | | Episodic | | Adolescents |
| Provider | | Personnel | | Parity | | Chronic | | Adults |
| | | Physician | | Timeliness | | Palliative | | Mothers |
| | | General | | | | | | Workers |
| | | Specialist | | | | | | Aged |
| | | Nurses | | | | | | Family |
| | | Staff | | | | | | Community |
| | | Regulatory | | | | | | |
| | | Technology | | | | | | |
| | | Treatment | | | | | | |
| | | Administration | | | | | | |

Source: Ramaprasad, A., Sánchez-Ortiz, A., & Syn, T. (2017, September). A Unified Definition of a Smart City. In International Conference on Electronic Government (pp. 13-24). Springer, Cham.

https://indiancst.com/India/universalhealthcare

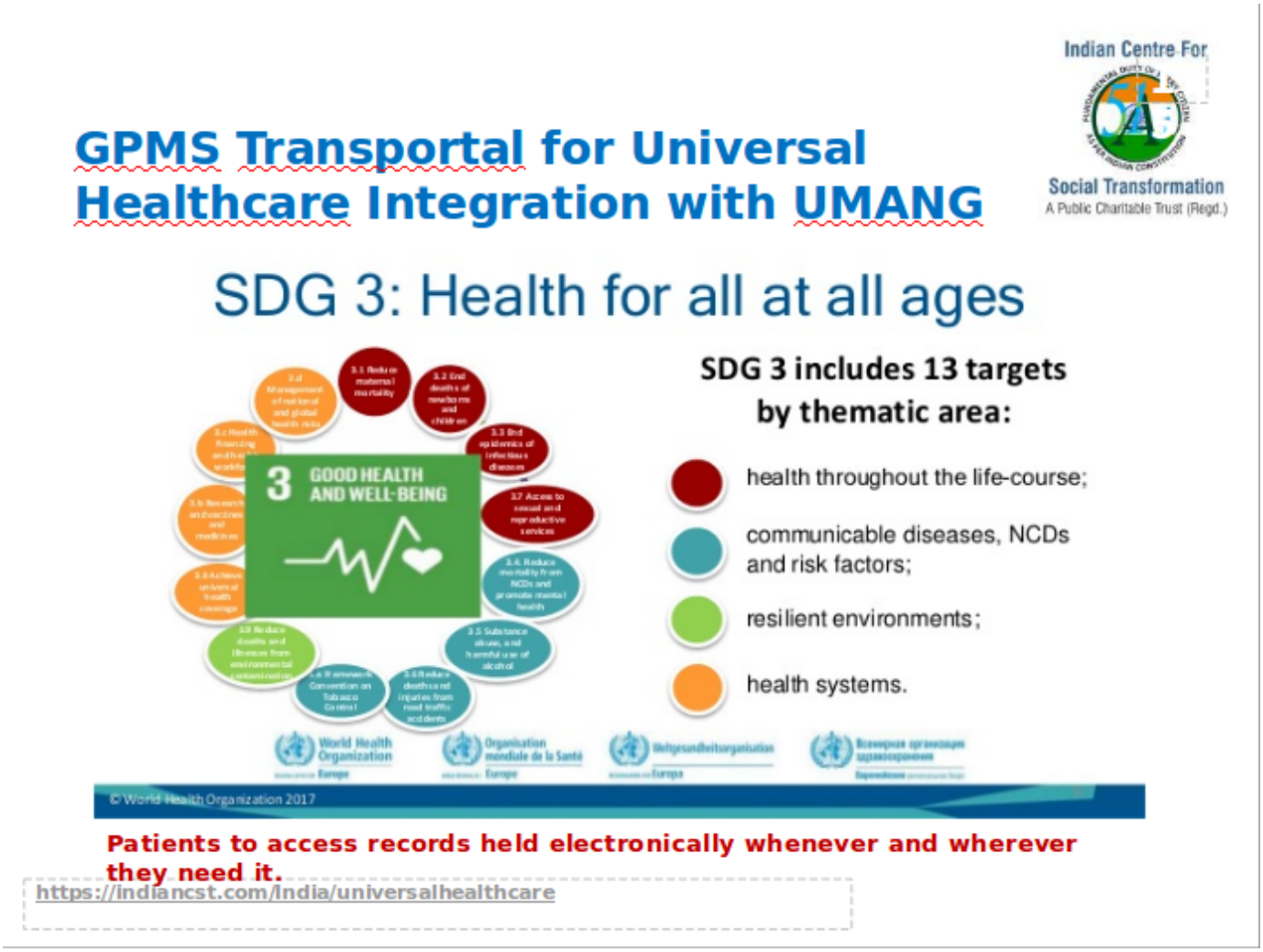
Indian Centre For
Social Transformation
A Public Charitable Trust (Regd.)
GPMS Transportal for Universal Healthcare Integration with UMANG
SDG 3: Health for all at all ages
3 GOOD HEALTH AND WELL-BEING
SDG 3 includes 13 targets by thematic area:
health throughout the life-course;
communicable diseases, NCDs and risk factors;
resilient environments;
health systems.
World Health Organization
Organisation mondiale de la Santé
Weltgesundheitsorganisation
© World Health Organization 2017
Patients to access records held electronically whenever and wherever they need it.
https://indiancst.com/India/universalhealthcare

# GPMS TRANSPORTAL FOR

## Universal Healthcare Integration with UMANG

Indian Centre For Social Transformation
A Public Charitable Trust (Regd.)

- **Citizens Digital Medical Health Record**

 Real time monitoring of mother and child along with his or her citizens Electronic Health Record with all Clinical Parameters which allows authorized access to Multiple Ministries at Central Govt. of India, State Health departments / Multiple Stakeholders / Govt. and Private Hospitals/ PHC's/ Doctors / Associated healthcare Projects / Schemes that can login with their user name and password to work concurrently on this single integrated cloud computing platform from any of their locations in India.

 Electronic Digital Health Records are real-time, patient centered records that make information available instantly and securely to authorized users.

**For Receiving Various Types Healthcare Services at their Door Step**

https://indiancst.com/India/universalhealthcare

# BENEFITS

## Epashuhaat GPMS Transportal Integration with UMANG

Indian Centre For Social Transformation
A Public Charitable Trust (Regd.)

- **Govt. or Private Healthcare Facilities**

 When a citizen enters any of the Government or Private healthcare facilities they can search this Indian central medical records registry online by entering any of the citizens govt. ID's or Aadhaar or Ration Card number and search

 The Search will display the citizen's details for verification only if the healthcare facility person has authorized access

 Only the authorized healthcare facility person can access and register online this patient who has come for consultation or admission can view their legacy specific medical records online including scan documents online

 Provision to upload patient's legacy medical records online or for registering medical encounter data by registering clinical outcomes like ICD and CPT Codes or Citizen to access to view specific medical records for Government to view of diseases by Gender and Age online

**For Delivering Various Types Healthcare Medical Services at Citizens Door Step**

www.epashuhaat.gov.in

**TUMAKURU SMART CITY GPMS TRANSPORTAL**

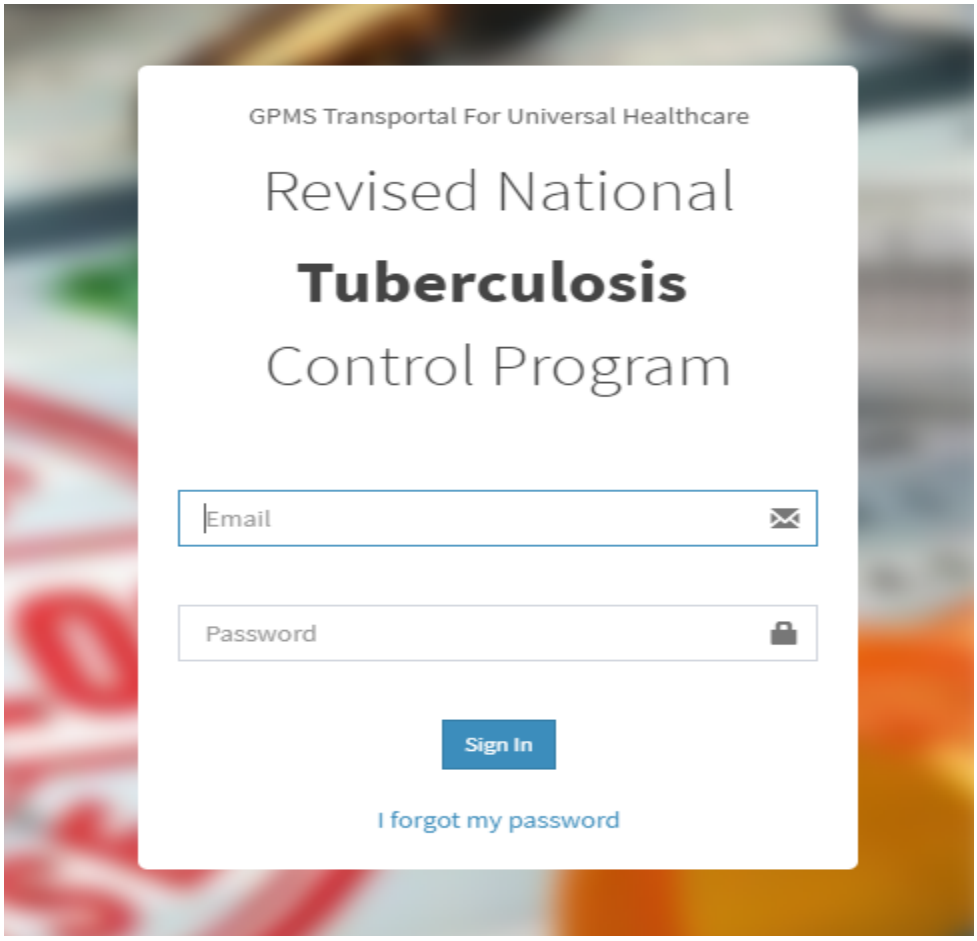


The Government of India's latest **National Strategic Plan** (**2017-2025**) hereinafter NSP, has set a target for eradicating Tuberculosis (TB) by 2025. One of the priority areas[1] mentioned in the NSP is **Active Case Finding** (ACF) among key populations (seeking out people in targeted groups). This process helps in *initiating treatment promptly, help identifying the missing million and putting them back into the treatment regime*.[2]

The Government of India has emphasized on utilizing Information Communication Technology (ICT) tools for strengthening TB surveillance especially during Active Case Finding (ACF) – TB Survey that is done twice a year. This step will ensure a sound strategy for identification, treatment and prevention of spreading of the disease among key population. It is in this background that certain interesting discoveries emanating from the cloud and mobile based digital transformation work being done in the State of Karnataka by a ten year old registered Public Trust in Bengaluru, Indian Centre for Social Transformation (Indian CST) (**Darpan ID KA/2018/0218715**) has merited focused attention.

**TUMAKURU SMART CITY GPMS TRANSPORTAL**

Indian CST has an MOU with Govt. of Karnataka's Department of Health and Family Welfare Services (**Government Order: NO HFW 76 FPE 2017, Bangalore Dated: 06/5/2017**) and is developing/customizing its innovative platform called **GPMS Transportal** for Universal Healthcare Common Integrated Dashboard for decision support system in Universal Healthcare.

This concept note is prepared to set up a **proof of concept** to design and develop a comprehensive questionnaire to gain insights into the clinical and family history, socio-economic, demographic and anthropometric details of individuals for the eradication of TB by 2020 in a district. One among the three districts Yadgir, Tumakuru and Raichur is suggested in the State of Karnataka. Logistically Tumakuru being closer to Bengaluru is preferred in this regard.

**PROJECT SCOPE**

- Understanding the data flow that has taken place during the ACF – TB Survey January 2019.
- Development/Customization of the ACF – TB Survey forms and reports so that it enables to gain further insights into the clinical and family history, socio-economic, demographic and anthropometric details of individuals.
- The GPMS Transportal Universal Healthcare Common Integrated Dashboard developed/customized by Indian CST will facilitate digital data acquisition from various stakeholders that are involved in this process.

**DELIVERABLES**

- Digital copy of the clinical and family history, socio-economic, demographic and anthropometric data of the above individuals collected by questionnaire, in excel or any other suitable format for the eradication of TB in a particular district in the state of Karnataka.
- Demonstration of Scaling up capability for all the other districts in the State of Karnataka as well as in the Country starting with the Aspirational Districts. (Fine tuning of the next project proposal).
- Line data made available to medical experts.
- Line data made available to researchers.
- Validation of the GPMS Transportal for Universal Healthcare Common Integrated Dashboard.

**ROLES AND RESPONSIBILITIES**

**Indian CST**:-

- Will be responsible for customization/enhancement/maintenance of the GPMS Transportal for Universal Healthcare Common Integrated Dashboard.
- Will maintain a help desk to hand hold and coordinate with various stakeholders including for Digital Data Acquisition/Curation/Analysis.

## Project Sites in Karnataka: Screening of Population in High-Risk Habitat

| Districts | Bengaluru Urban (1)# | Chikkaballapura (2)# | Kolar (3)# | Tumkur (4)# |
|---|---|---|---|---|
| Total Population (Projected 2017 in Million ) | 12.3 | 1.3 | 1.6 | 2.74 |
| Target Population TB Patients(2017-18) | 18,652 | 1662 | 1638 | 3285 |
| Public Healthcare Facilities | 634 | 289 | 361 | 722 |
| Private Hospitals | 7170 | 20 | 76 | 332 |
| Asha Workers | 2893 | 947 | 994 | 1812 |
| **RNTCP Infrastructure** | | | | |
| District Tuberculosis Centres (DTC) | 2 | 1 | 1 | 1 |
| Tuberculosis Centres | 24 | 5 | 5 | 11 |
| Designated Microscopy Centres (DMC) | 98 | 13 | 15 | 29 |
| Drug Resistant TB Centres (DR-TB) | 1 | NA | NA | NA |
| CBNAAT Centers | 3 | 1 | 1 | 2 |
| Intermediate Reference Lab (IRL) | 1 | NA | NA | NA |

**Impact of Our Innovation**

- **The total number of infected individuals in our proposed target districts presently accounts to 25,237 (2017-2018).**
- **From this we can estimate an additional 5,000 - 10,000 (20% - 40% of reported patients) to be the missing patients whose reduction and increase monitored compliance will be used as an indicator of the impact of our innovation**

**# Justification for selection of project targeted sites**

**1. High density & Migratory Population; 2. Medical College Access; 3. Mines; 4. Quarries**

17

Initiative by the Ministry of Health and Family Welfare, Govt. of India, NITI AAYOG, Govt. of Karnataka Powered by Indian CST.

**TUMAKURU SMART CITY GPMS TRANSPORTAL**

Real Time Dashboard

Digital ACF Survey For High Risk Taluks(Bengaluru Urban, BBMP, Tumakuru, Chikkaballapura, Kolar) In 4 Districts of Karnataka (Revised National Tuberculosis Control Program)

GPMS Transportal For Universal Healthcare (July 2019)

| | | | |
|---|---|---|---|
| **11574** Total No.of Household | **39797** Total No. Of Population Visited In House | **2670** No. Of Sputum Model Tested In DMC | **2657** No. of Positive Tuberculosis Patient |
| **16** No. of Negative Tuberculosis Patient | **1,400** No. Of Ration Cards Details | **1,624** Presumptive Patient's Count | **66** Total No.of Diabetic Patients |
| **71** Total No. of Patients having fever | **74** Total No.of Patients with persistent cough | **68** Total No.of Patients with weight loss | **69** Total No.of Patients having chest pain |

Nikshay Data Integrated for Real time Monitoring of Patients treatment Performance Efficiency

Directly Observed Therapy

GPMS Transportal For Universal Healthcare

| | | | |
|---|---|---|---|
| **83,302** Total TB Patients | **1,430** Treatment Outcome: TB Cured | **35,250** Site of TB | **14,019** Dosage Management |
| **2,344** Resistance Detected | **23,578** TB Detected: Microbiologically | **1,809** Status HIV treatment Card | **43,570** Microscopic Detection of TB |
| **27,822** TB Status Treatment | **5,382** TB+HIV Positive Cases : | **2,184** TB+Diabetes Positive Cases | **11,314** Type of Regimen |
| **18,398** TB Detected: CB-NAAT(MTB): | **29,619** New TB Patients | | |

# BENEFITS

## GPMS Transportal Integration with UMANG

Indian Centre For Social Transformation
A Public Charitable Trust (Regd.)

- **Beneficiary Medical Reimbursements**

 Latest ICD code are been connected with the Drug Code and Procedure codes to each of the medical record of patient / citizen, there is a default option to scan and upload ones medical records documents, The same is been integrated with the Aadhar, Ration card, SECC database, NPR database, MR. No. Patient No., etc.

All Healthcare facilities in the particular region, Asha Workers, Doctor, Labs, blood banks, Fair Price shops, Households surveys, Medical Colleges, Pharmacy colleges, nursing colleges, clinics, research centres,
iOSSD on-going programs, Tests done reports, other Reports,
Schools, Programs, Projects, Schemes, Dash Boards,
Bank Payment Gateways, Census Populations, Property Taxes information with PID, Multiple government ID's, Multiple Banks IFSC codes, Police stations, Birth Records, Death records, IVRS, Task Management for reminders, online helpdesk for citizens grievances to be addressed, medical reimbursements with multiple banks payment gateways, Real-time reports for making policy decisions, GIS maps, vaccination schedules, mobile application etc. Multiple levels of security integration's are enabled.

**For Receiving Various Types Healthcare Medical Services at their Door Step**

www.epashuhaat.gov.in

# BENEFITS

## GPMS Transportal Integration with UMANG

Indian Centre For Social Transformation
A Public Charitable Trust (Regd.)

- **All Indian Citizens Can Avail**

 Various government services, Central to Local Government bodies and other citizen centric services.

 Validate various Govt. ID's, Aadhaar and Digilocker for availing various other services integrated with PayGov

 GPMS Transportal will become an single window access to various government services available on Mobile in India

 Information for All and for citizen and government to take informed decision, plus online messaging to citizens on special occasions/programs **Citizen F-I-R-S-T** Program

 Providing Information to all citizen and government to take informed decision, plus online messaging to citizens on special occasions/programs

 Affordable health for all using Digital Locker for storing Medical records

**For Receiving Various Types of GSC, C-G-C Services at Citizens Door Step**

www.indiancst.com www.indiancst.in

# BENEFITS

## GPMS Transportal Integration with UMANG

- **Offerings 1**
  - Storage as a Service (SaaS)
  - Data as a Service (DaaS)
  - Information as a Service
  - Process as a Service
  - Application as a Service (AaaS)
  - Platform as a Service (PaaS)
  - Integration as a Service
  - Security as a Service
  - Management/Governance as a Service (MaaS/GaaS)
  - Testing as a Service (TaaS)
  - Infrastructure as a Service (IaaS)
  - Citizen as a Serviceseeker (CaaS)
  - Complexity of managing multiple platforms as a Service

**For Receiving Various Types Cattle Germplasm Services at their Door Step**

www.indiancst.com www.indiancst.in

# BENEFITS

## GPMS Transportal Integration with UMANG

- **Offerings 2**
  - Digital India Infrastructure as a Utility to every citizen as a service
  - Digital India Governance & Services on Demand as a service
  - Digital India Empowerment of Citizens as a service
  - Online Hosting of Information & documents for Governments as service for e-Governance & e-Services across government
  - CRM as a Service (CRMaaS)
  - PRE as a Service (PREaaS)
  - Video Conferencing as a Service
  - Process as a Service
  - Audio Conferencing as a Service (ACaaS)
  - Online Help Desk as a Service (HDaaS)

**For Providing Various Types G2C, C2G, G2G, B2B Services at Citizens Door Step**

www.indiancst.com www.indiancst.in

For trying out the

**GPMS TRANSPORTAL**

Cloud Computing Solution Platform at any your all your organizations

Trial Demo Version for 30 days is provided, all you need to do is send an official email register online

# Indian Centre for Social Transformation

## INTRODUCTION OF UMANG

## UMANG:-

Unified Mobile Application for New-age Governance (UMANG) is a Digital India initiative launched by National e-Governance Division (NeGD), Ministry of Electronics and Information Technology. UMANG provides access to major citizen-centric services, offered by Central and State Government departments, Local bodies, and other utility services from organizations primarily through a single mobile App (all mobile platforms via Android, iOS and Windows) and Web. However, particular services may be made available on Pull SMS and/or IVR if the respective departments want to provide their services through any such channels.

With UMANG, you do not need to download multiple mobile apps for availing services of different government departments. You can easily navigate and access multiple government services on one app with uniform experience.services on one app with uniform experience.

## Service Provider On UMANG :

A service provider can be a Central and State Government department or a local government body. These government bodies aim at providing instruments for accessing and availing various utility services. In future, citizen-centric services offered by non-government entities can also become service providers.

## Services On UMANG:

UMANG aims to provide major government services. The Onboarding of different citizen-centric government services on UMANG is envisaged to be a continuous process that will result in increasing numbers of such services on UMANG with the passage of time. Target is to provide more around 1200 services sourced from various department applications.

## Customer Support on UMANG:

If you are facing trouble with a service availed on UMANG, you can contact the UMANG customer support team through the “Help and Support” section of the UMANG application. You can “drop a query” or “live chat” with our customer care representatives inside the app. Further, you can directly call at Toll Free Number – 1800-115-246 or drop an email at customercare@umang.gov.in. You can also submit your feedback using Submit Feedback option available in the Settings section of the UMANG application.

UMANG customer support team strives to get your concerns addressed at the earliest. Still, if you haven’t got a response from us. You can contact us using any other medium such as:

- Live chat
- Email support
- Phone support
- Post a Query using the app

If you are trying to resolve your issue through email or phone, ensure that you use the correct email address and phone number, respectively.